



2017-18

Chicago Wolves

Game Lineups

GRAND RAPIDS vs. CHICAGO

DECEMBER 2, 2017

7 p.m.

CW50

GRAND RAPIDS

8-10-0-3

Game No. 22
Road Game No. 11Home Record 4-6-0-1
Away Record 4-4-0-2

#	P	PLAYER	GP	G	A	PTS	+/-	PIM
2	D	Joe Hicketts	21	1	5	6	1	12
5	D	Robbie Russo	21	2	4	6	0	8
10	C	Ben Street	18	1	10	11	-3	6
13	D	Filip Hronek	17	2	5	7	2	16
15	LW	Turner Elson	21	8	6	14	7	7
18	D	Brian Lashoff	17	1	2	3	-4	10
20	D	Dan Renouf	21	0	5	5	2	32
23	C	Dominic Turgeon	21	6	7	13	4	12
25	C	Axel Holmstrom	18	2	6	8	-5	2
26	LW	Eric Tangradi	21	6	8	14	-5	12
28	LW	Matt Lorito	17	6	7	13	-3	10
39	LW	Tyler Bertuzzi	11	5	3	8	-2	20
45	RW	Colin Campbell	19	4	6	10	0	12
47	C	Corey Elkins	21	3	4	7	0	12
52	D	Dylan McIlrath	21	1	3	4	4	42
55	RW	Matthew Ford	19	6	5	11	-5	12
65	RW	Dominik Shine	11	1	0	1	-2	11
73	LW	Matt Puempel	20	7	11	18	4	2
77	RW	Evgeny Svechnikov	16	2	2	4	-3	19

#	GOALTENDER	GP	RECORD	GAA	SV%
30	Tom McCollum	10	3-5-2	3.20	.900
31	Jared Coreau	13	5-5-1	3.02	.900

General Manager:

Head Coach:

Assistant Coaches:

Goaltender Development Coach:

Video Coach:

Athletic Trainer:

Equipment Manager:

Assistant Equipment Manager:

Strength and Conditioning Coordinator:

NHL Affiliation:

Ryan Martin
Todd Nelson
Ben Simon
Bruce Ramsay
Mike Knuble
Brian Mahoney-Wilson
Bill LeRoy
John Bernal
Brad Thompson
Andrew Stegehuis
Marcus Kinney
Detroit Red Wings

CHICAGO

5-10-4-1

Game No. 21
Home Game No. 11Home Record 4-5-1-0
Away Record 1-5-2-1

#	P	PLAYER	GP	G	A	PTS	+/-	PIM
3	LW	Teemu Pulkkinen	20	8	13	21	0	16
4	D	Petteri Lindbohm	20	1	2	3	0	16
5	D	Dmitry Osipov	1	0	0	0	1	0
6	D	Griffin Reinhart	7	0	0	0	-3	2
7	D	Kenney Morrison	9	0	3	3	0	8
8	RW	Tyler Wong	13	1	0	1	-8	10
10	D	Jason Garrison	12	2	4	6	-2	2
14	RW	Beau Bennett	13	1	9	10	-9	6
15	LW	Mackenzie MacEachern	17	2	0	2	-3	13
17	RW	Paul Thompson	20	5	6	11	2	16
18	C	T.J. Tynan	20	2	8	10	-2	0
20	RW	Keegan Kolesar	17	0	1	1	-2	13
21	F	Scooter Vaughan	3	0	0	0	-1	0
22	C	Wade Megan	15	2	4	6	-2	12
25	RW	Tobias Lindberg	16	0	1	1	2	10
26	F	Bryce Gervais	10	0	0	0	0	8
27	C	Brandon Pirri	14	6	10	16	2	10
28	D	Jake Bischoff	20	0	5	5	-8	8
29	LW	Brett Sterling	9	4	0	4	2	6
32	C	Ivan Barbashev	14	3	3	6	-6	6
36	D	Chris Casto	14	0	1	1	-6	4
37	D	Jake Walman	19	1	5	6	-6	8
38	RW	Tomas Hyka	12	3	4	7	-7	0

#	GOALTENDER	GP	RECORD	GAA	SV%
31	Kasimir Kaskisuo	10	3-6-1	2.66	.912
49	Michael Leighton	12	3-4-4	3.29	.863

General Manager:

Sr. Advisor/Director of Hockey Operations:

Assistant General Manager:

Head Coach:

Assistant Coaches:

Head Athletic Trainer:

Equipment Manager:

Assistant Equipment Manager:

Goaltending Coach:

Strength and Conditioning Coach:

NHL Affiliation:

Wendell Young
Gene Ubriaco
Bill Bentley
Rocky Thompson
Chris Dennis
Bob Nardella
Kevin Kacer, ATC
Craig Kogut
Ryan Shoufer
Stan Dubicki
Jeff Conkle
Vegas Golden Knights

OFFICIALS

Referees: Troy Murray (32) and Peter MacDougall (45)

Linesmen: Rhodes Dolan (68) and William Hancock (17)

AHL Game No.

309



2017-18

Chicago Wolves

Game Notes

GRAND RAPIDS at CHICAGO

DECEMBER 2, 2017

7 p.m.

CW50

PULKKINEN VS. GRAND RAPIDS

It's just **Teemu Pulkkinen**'s third season of professional North American hockey not skating with the Grand Rapids Griffins. After spending the 2015-16 campaign skating with the Detroit Red Wings, Pulkkinen was claimed off waivers by the Minnesota Wild early in the 2016-17 season. He eventually ended up in Des Moines, Iowa, with the organization's American Hockey League affiliate, the Iowa Wild. In two games this season with the Chicago Wolves and nine games with the Wild against Grand Rapids – 11 combined contests – Pulkkinen owns four points (3G, A), 10 penalty minutes and a -2 plus/minus rating.

OSIPOV RETURNS

On Saturday, the Chicago Wolves recalled defenseman **Dmitry Osipov** from loan to the Quad City Mallards. Osipov's recall comes on the heels of **Keith Aulie**'s release from his professional tryout contract on Nov. 26 and **Petteri Lindbohm** retiring to the dressing room and not returning to Friday's game against the Rockford IceHogs at BMO Harris Bank Center.

The 21-year-old Osipov made his professional debut with the Wolves on Oct. 21 against the Tucson Roadrunners and finished the contest with a +1 plus/minus rating. Almost exactly one month ago – on Nov. 1 – Osipov was loaned to Quad City. Osipov was held scoreless through 13 games with Quad City and logged a -10 plus/minus rating, 12 penalty minutes and 19 shots on goal.

RULE OF THREES

On Nov. 3, Wolves goaltender **Kasimir Kaskisuo** shut out the Grand Rapids Griffins 2-0 at Van Andel Arena to lift the Wolves' record to 4-4-1-0. Since that time, Chicago has posted a 1-6-3-1 record as Kaskisuo, **Michael Leighton** and **C.J. Motte** have shared the crease.

Kaskisuo picked up the lone win since Nov. 3 when the Wolves defeated Rockford 4-3 on Nov. 25 at Allstate Arena. He has posted a 1-4-1 mark with a 3.06 goals-against average and .895 save percentage since Nov. 3. Leighton joined the organization on Nov. 21 and has fashioned an 0-1-2 record with a 3.97 GAA and .852 save percentage in three starts. Motte returned to Quad City (ECHL) on Nov. 21, but notched an 0-1-1 mark with a 2.92 GAA and .903 save percentage in his two starts after Nov. 3.

GAME REWIND

FRIDAY, DEC. 1

(at) ROCKFORD 4, CHICAGO 3 (OT)

- The Wolves' three-goal rally fell short as the IceHogs earned their second Illinois Lottery Cup win.
- Left wing **Brett Sterling** collected his 239th career American Hockey League goal to move into the No. 48 spot on the league's all-time goal-scoring list.
- Forwards **Brandon Pirri** and **Teemu Pulkkinen** each recorded one goal and one assist.
- Goaltender **Michael Leighton** made 28 saves in the loss.

SUNDAY, NOV. 26

IOWA 6, (at) CHICAGO 4

- Chicago fell in its first game of the season against Iowa.
- Center **Wade Megan** netted his first two goals of the season while **Brandon Pirri** collected three assists.
- Forward **Teemu Pulkkinen** snapped a 10-game goal drought and **T.J. Tynan** registered his second goal of the year.
- Goaltender **Michael Leighton** made 17 saves in the loss.

2017-18

TALE OF THE TAPE

2017-18 REGULAR-SEASON SERIES

1-1-0-0 Grand Rapids | 1-1-0-0 Chicago



8-10-0-3

LAST MEETING
Nov. 3, 2017

5-10-4-1

SERIES LEADERBOARD

GRAND RAPIDS				CHICAGO			
Skater	G	A	Pts	Skater	G	A	Pts
Lorito	3	0	3	Barbashev	1	1	2
Puempel	0	3	3	Hyka	0	2	2
Svechnikov	1	0	1	Walman	0	2	2
Turgeon	1	0	1	MacEachern	1	0	1
Three at	0	1	1	Two more at	1	0	1

GAME-BY-GAME

Date	Location	Result	SF-SA	PP	PK
Oct. 27	Van Andel Arena	L, 3-5	36-41	2-4	4-5
Nov. 3	Van Andel Arena	W, 2-0	26-33	0-6	4-4
Dec. 2	Allstate Arena	-	-	-	-
Dec. 15	Van Andel Arena	-	-	-	-
Dec. 21	Allstate Arena	-	-	-	-
Jan. 6	Allstate Arena	-	-	-	-
Feb. 21	Van Andel Arena	-	-	-	-
March 25	Allstate Arena	-	-	-	-

ALL-TIME RECORD

Season	Home	Road	Season	Home	Road
1996-97	1-2-0	0-1-0	2007-08	1-1-0-0	2-0-0-0
1997-98	0-1-0	2-1-0	2008-09	1-1-0-0	0-2-0-0
1998-99	3-0-0	0-0-2	2009-10	3-0-0-0	2-1-0-0
1999-00	0-2-0	1-0-0	2010-11	1-2-0-0	2-1-0-0
2000-01	1-3-0	1-3-0	2011-12	2-0-0-0	1-0-1-0
2001-02	3-3-0-0	2-4-0-0	2012-13	0-2-1-1	1-1-2-0
2002-03	2-2-0-0	1-1-2-0	2013-14	3-2-0-0	2-3-0-0
2003-04	3-1-0-1	1-3-0-1	2014-15	1-2-1-0	3-1-0-0
2004-05	1-2-2-0	4-1-0-0	2015-16	1-3-0-0	1-2-1-0
2005-06	1-1-0-0	1-0-0-1	2016-17	1-3-1-0	1-2-2-0
2006-07	2-0-0-0	0-1-1-0	2017-18	0-0-0-0	1-1-0-0

Overall Record: 60-62-2-14-4



2017-18

Chicago Wolves

Game Notes

BY THE NUMBERS

3 With goals in back-to-back games – against Iowa (Nov. 26) and Rockford (Dec. 1) – forward **Teemu Pulkkinen** comes into tonight's game against his former team looking to extend his goal streak to three games. In Friday's 4-3 overtime loss to the Rockford IceHogs, the 25-year-old collected points No. 20 and 21 to continue leading the Chicago Wolves with eight goals and 13 assists. Pulkkinen is the first Wolves player to 20 points this season.

16 Center **Brandon Pirri** continues to be one of the Chicago Wolves' most potent point producers with 16 points in 14 games during the 2017-18 season. On Friday, Pirri registered a goal and an assist against his former team, the Rockford IceHogs. Pirri has earned five points in the last two games, including four assists. The 26-year-old has found his scoring sweet spot at the top of the right circle. Pirri is just four points shy of becoming the second Wolves this season to reach the 20-point benchmark.

49 On Friday, goaltender **Michael Leighton** backstopped the Chicago Wolves wearing No. 49 for the first time and became the first goaltender to don those digits for the Wolves. He is also just the fourth player to wear that number for Chicago. Through one game with his usual number on his back, Leighton owns a 0-0-1 record, 3.93 goals-against average and .875 save percentage. In two games sporting a No. 30 jersey, Leighton posted a 0-1-1 record, 3.97 GAA and .837 save percentage.

203 With six penalty minutes in Friday's 4-3 overtime loss at Rockford, the Chicago Wolves crossed the 200-PIM threshold. Their 203 minutes is the third-fewest of the 30 American Hockey League teams. Through the first 20 games of the season, the Wolves consistently have been one of the league's least-penalized teams. On Oct. 21 the Wolves logged a season-high 16 PIM and on Nov. 17 they and their opponent, Manitoba Moose, combined for 34 penalty minutes – the most for the Wolves and an opponent this season.

239 On a breakaway in the second period of Friday night's 4-3 overtime loss to the Rockford IceHogs, veteran left wing **Brett Sterling** netted his 239th career American Hockey League goal. The tally moved Sterling into the No. 48 spot on the AHL's all-time goal-scoring list with Gordie Robertson. The 33-year-old is the league's leading active goal scorer. For the Wolves, Sterling owns 182 goals and stands the franchise's second-best goal-scorer behind Steve Maltais, who has a firm hold on the No. spot with 454 goals. Sterling is just one point shy of tying former teammate and fellow Calder Cup champion Jason Krog for the No. 4 spot on the Wolves all-time scoring list with 342 points.

UPCOMING GAMES

Date	Opponent	Venue	Time
Wednesday, Dec. 6	vs. San Diego [^]	Allstate Arena	7 p.m.
Friday, Dec. 8	at Cleveland*	Quicken Loans Arena	6 p.m.
Saturday, Dec. 9	at Cleveland [#]	Quicken Loans Arena	12 p.m.
Tuesday, Dec. 12	at Rockford [^]	BMO Harris Bank Center	7 p.m.
Friday, Dec. 15	at Grand Rapids*	Van Andel Arena	6 p.m.

All times Central

[^]AHL Live only[#]CW50^{*}The U Too

Games will be telecast live on CW50 or The U Too
Visit ChicagoWolves.com for a complete broadcast schedule
All games stream live on AHLLive.com

2017-18 HOME-ROAD CONTRASTS

	Home	Away	Difference
Goals For	2.50	2.90	-0.40
Goals Against	2.70	4.00	-1.30

RECORD BY DIVISION

	Record	Win %
Central	3-7-2-1	.346
Pacific	2-3-2-0	.429

RECORD BY MONTH

	Record	Win %
October	3-4-1-0	.438
November	2-6-2-1	.318
December	0-0-1-0	.500
January	0-0-0-0	.000
February	0-0-0-0	.000
March	0-0-0-0	.000
April	0-0-0-0	.000

IN OVERTIME (1-1-4)

Goaltender	Saves-Shots	SV%
C.J. Motte	3-3	1.000
Max Lagace	2-2	1.000
Oscar Dansk	4-5	.800
Kasimir Kaskisuo	0-1	.000
Michael Leighton	0-2	.000

IN THE SHOOTOUT (0-1)

Shooter	Goals-Chances	SH%
Brandon Pirri	0-1	.000
Teemu Pulkkinen	0-1	.000

Goaltender	Saves-Shots	SV%
C.J. Motte	1-3	.333
Kasimir Kaskisuo	0-0	.000

RECORD BREAKDOWN

When the Wolves...	Record
score four or more goals	2-3-1-0
allow two or fewer goals	4-1-1-0
outshoot their opponent	3-7-4-0
score first	4-2-2-0
score a power-play goal	1-6-3-0
allow a power-play goal	1-8-2-0
score a short-handed goal	0-0-0-1
allow a short-handed goal	1-1-0-0
lead after one period	2-0-1-0
trail after one period	1-7-1-1
lead after two periods	3-1-1-0
trail after two periods	1-6-3-1
are in a one-goal game	3-5-4-1
play at home	4-5-1-0
play on the road	1-5-3-1



Chicago Wolves

(5-10-4-1)

GAMES THROUGH DECEMBER 1

#	PLAYER	POS	GP	G	A	PTS	+/-	PIM	PPG	PPA	SHG	SHA	GW	FG	IG	OT	UA	EN	SOG	SOA	SOW	SO%	PT/G	PIM/G	SHOTS	SH%
3	Teemu Pulkkinen	LW	20	8	13	21	0	16	3	6	0	0	1	1	0	1	1	0	0	1	0	0.0	1.05	0.80	58	13.8
27	Brandon Pirri	C	14	6	10	16	2	10	3	4	0	0	0	1	1	0	0	0	0	1	0	0.0	1.14	0.71	56	10.7
	x Shea Theodore	D	8	5	6	11	-4	2	1	5	0	0	1	1	0	0	0	0	0	0	0	0.0	1.38	0.25	35	14.3
17	Paul Thompson	RW	20	5	6	11	2	16	2	1	1	0	0	1	0	0	0	0	0	0	0	0.0	0.55	0.80	74	6.8
18	T.J. Tynan	C	20	2	8	10	-2	0	0	1	0	0	0	0	1	0	1	1	0	0	0	0.0	0.50	0.00	24	8.3
14	Beau Bennett	RW	13	1	9	10	-9	6	0	4	0	0	0	0	0	0	0	0	0	0	0	0.0	0.77	0.46	35	2.9
38	Tomas Hyka	RW	12	3	4	7	-7	0	1	2	0	0	1	0	0	0	0	0	0	0	0	0.0	0.58	0.00	26	11.5
32	Ivan Barbashev	C	14	3	3	6	-6	6	1	0	0	0	0	0	0	0	0	0	0	0	0	0.0	0.43	0.43	29	10.3
10	Jason Garrison	D	12	2	4	6	-2	2	1	2	0	0	0	0	0	0	0	0	0	0	0	0.0	0.50	0.17	18	11.1
22	Wade Megan	C	15	2	4	6	-2	12	1	1	0	0	0	0	0	0	0	0	0	0	0	0.0	0.40	0.80	50	4.0
37	Jake Walman*	D	19	1	5	6	-6	8	0	2	0	0	0	0	0	0	0	0	0	0	0	0.0	0.32	0.42	42	2.4
	x Alex Tuch	RW	3	4	1	5	2	0	2	0	0	0	0	1	0	0	0	0	0	0	0	0.0	1.67	0.00	9	44.4
	x Stefan Matteau	C	19	4	1	5	-5	15	0	0	0	0	0	1	0	0	0	0	0	0	0	0.0	0.26	0.79	33	12.1
28	Jake Bischoff*	D	20	0	5	5	-8	8	0	0	0	0	0	0	0	0	0	0	0	0	0	0.0	0.25	0.40	24	0.0
29	Brett Sterling	LW	9	4	0	4	2	6	0	0	0	0	1	0	0	0	0	0	0	0	0	0.0	0.44	0.67	21	19.0
4	Petteri Lindbohm	D	20	1	2	3	0	16	0	0	0	0	0	1	0	0	0	0	0	0	0	0.0	0.15	0.80	31	3.2
7	Kenney Morrison	D	9	0	3	3	0	8	0	0	0	0	0	0	0	0	0	0	0	0	0	0.0	0.33	0.89	5	0.0
15	Mackenzie MacEachern	LW	17	2	0	2	-3	13	0	0	0	0	1	1	0	0	0	0	0	0	0	0.0	0.12	0.76	21	9.5
8	Tyler Wong*	RW	13	1	0	1	-8	10	0	0	0	0	0	0	0	0	0	0	0	0	0	0.0	0.08	0.77	9	11.1
	x Max Lagace	G	4	0	1	1	0	0	0	0	0	0	0	0	0	0	0	0	0	0	0	0.0	0.25	0.00	0	0.0
	x Brock Trotter	C	4	0	1	1	-4	0	0	0	0	0	0	0	0	0	0	0	0	0	0	0.0	0.25	0.00	1	0.0
36	Chris Casto	D	14	0	1	1	-6	4	0	0	0	0	0	0	0	0	0	0	0	0	0	0.0	0.07	0.29	29	0.0
25	Tobias Lindberg	RW	16	0	1	1	2	10	0	0	0	0	0	0	0	0	0	0	0	0	0	0.0	0.06	0.63	11	0.0
20	Keegan Kolesar*	RW	17	0	1	1	-2	13	0	0	0	1	0	0	0	0	0	0	0	0	0	0.0	0.06	0.76	5	0.0
	x Oscar Dansk*	G	1	0	0	0	0	0	0	0	0	0	0	0	0	0	0	0	0	0	0	0.0	0.00	0.00	0	0.0
5	Dmitry Osipov*	D	1	0	0	0	1	0	0	0	0	0	0	0	0	0	0	0	0	0	0	0.0	0.00	0.00	0	0.0
	x C.J. Motte*	G	3	0	0	0	0	0	0	0	0	0	0	0	0	0	0	0	0	0	0	0.0	0.00	0.00	0	0.0
21	Scooter Vaughan	F	3	0	0	0	-1	0	0	0	0	0	0	0	0	0	0	0	0	0	0	0.0	0.00	0.00	0	0.0
6	Griffin Reinhart	D	7	0	0	0	-3	2	0	0	0	0	0	0	0	0	0	0	0	0	0	0.0	0.00	0.29	11	0.0
26	Bryce Gervais	F	10	0	0	0	0	8	0	0	0	0	0	0	0	0	0	0	0	0	0	0.0	0.00	0.80	9	0.0
31	Kasimir Kaskisuo (total)*	G	10	0	0	0	0	0	0	0	0	0	0	0	0	0	0	0	0	0	0	0.0	0.00	0.00	0	0.0
	CHI	G	9	0	0	0	0	0	0	0	0	0	0	0	0	0	0	0	0	0	0	0.0	0.00	0.00	0	0.0
	x Keith Aulie	D	11	0	0	0	0	6	0	0	0	0	0	0	0	0	0	0	0	0	0	0.0	0.00	0.55	8	0.0
49	Michael Leighton (total)	G	12	0	0	0	0	0	0	0	0	0	0	0	0	0	0	0	0	0	0	0.0	0.00	0.00	0	0.0

#	GOALIE	GP	MINS	W	L	OTL	SO	EN	GA	GAA	SOGP	SOW	SOL	SOGA	SOA	SO%	SA	SVS	SV%
	x C.J. Motte*	3	183	1	1	1	0	0	7	2.30	1	0	1	2	2	0.000	90	83	0.922
31	Kasimir Kaskisuo (total)*	10	587	3	6	1	1	2	26	2.66	0	0	0	0	0	0.000	297	271	0.912
	CHI	9	527	2	6	1	1	2	25	2.85	0	0	0	0	0	0.000	270	245	0.907
	x Max Lagace	4	241	2	2	0	0	0	13	3.24	0	0	0	0	0	0.000	116	103	0.888
49	Michael Leighton (total)	12	657	3	4	4	0	2	36	3.29	2	0	2	3	7	0.571	263	227	0.863
	CHI	3	181	0	1	2	0	1	12	3.97	0	0	0	0	0	0.000	81	69	0.852
	x Oscar Dansk*	1	65	0	0	1	0	0	6	5.57	0	0	0	0	0	0.000	36	30	0.833

WOLVES LEADERS AT A GLANCE

Goals		Power-Play Goals		Goaltenders	AVG.	W-L-OT	SV%	Team Power Play:		
1. Teemu Pulkkinen	8	1. Teemu Pulkkinen	3	1. x C.J. Motte	2.30	1-1-1	.922	16.0%	15 of 94	No. 21 of 30
2. Brandon Pirri	6	Brandon Pirri	3	2. Kasimir Kaskisuo	2.66	3-6-1	.912			
Paul Thompson	5	3. Paul Thompson	2					Team Penalty Killing:		
x Shea Theodore	5	x Alex Tuch	2					84.9%	73 of 86	No. 8 of 30
Assists		Plus/Minus								
1. Teemu Pulkkinen	13	1. FIVE tied	+2					Goals For/Average:		
2. T.J. Tynan	10							54	2.70	No. 25 of 30
3. Beau Bennett	9	PIMS								
		1. Teemu Pulkkinen	16					Goals Against/Average:		
		Paul Thompson	16					67	3.35	No. 24 of 30
		Petteri Lindbohm	16							
Points										
1. Teemu Pulkkinen	21									
2. Brandon Pirri	16									
3. Paul Thompson	11									
x Shea Theodore	11									



Grand Rapids Griffins

(8-10-0-3)

GAMES THROUGH DECEMBER 1

#	PLAYER	POS	GP	G	A	PTS	+/-	PIM	PPG	PPA	SHG	SHA	GW	FG	IG	OT	UA	EN	SOG	SOA	SOW	SO%	PT/G	PIM/G	SHOTS	SH%
73	Matt Puempel (total)	LW	20	7	11	18	4	2	1	5	0	0	0	3	1	0	1	0	0	3	0	0.0	0.90	0.10	55	12.7
	GR	LW	15	6	9	15	2	2	1	5	0	0	0	3	1	0	1	0	0	2	0	0.0	1.00	0.13	48	12.5
15	Turner Elson	LW	21	8	6	14	7	7	0	0	1	0	0	0	1	0	2	1	0	0	0	0.0	0.67	0.33	46	17.4
26	Eric Tangradi	LW	21	6	8	14	-5	12	2	5	0	0	0	0	0	0	1	0	0	1	0	0.0	0.67	0.57	62	9.7
28	Matt Lorito	LW	17	6	7	13	-3	10	4	3	0	0	2	1	1	0	1	0	0	2	0	0.0	0.76	0.59	54	11.1
23	Dominic Turgeon	C	21	6	7	13	4	12	0	0	0	0	1	1	1	0	1	1	0	0	0	0.0	0.62	0.57	42	14.3
55	Matthew Ford	RW	19	6	5	11	-5	12	3	4	1	0	0	0	1	0	0	0	0	0	0	0.0	0.58	0.63	31	19.4
10	Ben Street	C	18	1	10	11	-3	6	1	5	0	0	0	0	0	0	0	0	0	0	0	0.0	0.61	0.33	46	2.2
45	Colin Campbell	RW	19	4	6	10	0	12	0	0	1	0	2	2	0	0	1	0	0	0	0	0.0	0.53	0.63	31	12.9
39	Tyler Bertuzzi	LW	11	5	3	8	-2	20	2	2	0	0	1	0	0	0	0	0	0	1	0	0.0	0.73	1.82	29	17.2
25	Axel Holmstrom*	C	18	2	6	8	-5	2	0	2	0	0	1	0	0	0	0	0	0	0	0	0.0	0.44	0.11	20	10.0
47	Corey Elkins	C	21	3	4	7	0	12	0	0	1	1	0	0	0	0	2	2	0	0	0	0.0	0.33	0.57	21	14.3
13	Filip Hronek*	D	17	2	5	7	2	16	1	2	0	0	1	0	0	0	0	0	0	1	0	0.0	0.41	0.94	23	8.7
5	Robbie Russo	D	21	2	4	6	0	8	1	2	0	0	0	0	0	0	0	0	0	0	0	0.0	0.29	0.38	50	4.0
2	Joe Hicketts	D	21	1	5	6	1	12	0	3	0	0	0	0	1	0	0	0	0	0	0	0.0	0.29	0.57	39	2.6
20	Dan Renouf	D	21	0	5	5	2	32	0	0	0	0	0	0	0	0	0	0	0	0	0	0.0	0.24	1.52	13	0.0
77	Evgeny Svechnikov	RW	16	2	2	4	-3	19	1	0	0	0	0	0	0	0	0	0	0	1	0	0.0	0.25	1.19	26	7.7
	x Ryan Sproul	D	5	1	3	4	-3	2	1	2	0	0	0	1	0	0	0	0	0	1	0	0.0	0.80	0.40	11	9.1
52	Dylan McIlrath	D	21	1	3	4	4	42	0	0	0	0	0	0	0	0	0	0	0	0	0	0.0	0.19	2.00	30	3.3
18	Brian Lashoff	D	17	1	2	3	-4	10	0	0	0	0	0	0	0	0	0	0	0	0	0	0.0	0.18	0.59	18	5.6
	x Matt Carey	LW	8	1	1	2	0	9	1	0	0	0	0	0	1	0	0	0	0	0	0	0.0	0.25	1.13	14	7.1
65	Dominik Shine*	RW	11	1	0	1	-2	11	0	0	0	0	0	1	0	0	0	0	0	0	0	0.0	0.09	1.00	16	6.3
	x Vili Saarijarvi*	D	4	0	1	1	-2	2	0	0	0	0	0	0	0	0	0	0	0	0	0	0.0	0.25	0.50	7	0.0
	x Luke Esposito*	LW	7	0	1	1	-1	4	0	0	0	0	0	0	0	0	0	0	0	0	0	0.0	0.14	0.57	9	0.0
	x Dylan Sadowy	RW	8	0	0	0	-2	7	0	0	0	0	0	0	0	0	0	0	0	0	0	0.0	0.00	0.88	11	0.0
30	Tom McCollum	G	10	0	0	0	0	0	0	0	0	0	0	0	0	0	0	0	0	0	0	0.0	0.00	0.00	0	0.0
31	Jared Coreau	G	13	0	0	0	0	0	0	0	0	0	0	0	0	0	0	0	0	0	0	0.0	0.00	0.00	0	0.0

#	GOALIE	GP	MINS	W	L	SL	SO	EN	GA	GAA	SOGP	SOW	SOL	SOGA	SOA	SO%	SA	SVS	SV%
31	Jared Coreau	13	695	5	5	1	0	1	35	3.02	1	0	1	1	2	0.500	350	315	0.900
30	Tom McCollum	10	562	3	5	2	0	0	30	3.20	2	0	2	2	4	0.500	300	270	0.900

* Rookie x Inactive

GRIFFINS LEADERS AT A GLANCE

Goals		Power-Play Goals		Goaltenders		AVG.	W-L-OT	SV%	Team Power Play:	
1. Turner Elson	8	1. Matt Lorito	4	1. Jared Coreau	3.02	5-5-1	.900	18.4%	18 of 98	No. 11 of 30
2. FIVE tied	6	2. Matthew Ford	3	2. Tom McCollum	3.20	3-5-2	.900			
		3. TWO tied	2							
Assists		Plus/Minus		Team Penalty Killing:						
1. Ben Street	10	1. Turner Elson	+7	83.2%	84 of 101	No. 11 of 30				
2. Matt Puempel	9	2. Dominic Turgeon	+4							
3. Eric Tangradi	8	Dylan McIlrath	+4							
Points		PIMS		Goals For/Average:						
1. Matt Puempel	15	1. Dylan McIlrath	42	65	3.10	No. 13 of 30				
2. Eric Tangradi	14	2. Dan Renouf	32	Goals Against/Average:						
Turner Elson	14	3. Tyler Bertuzzi	20	69	3.29	No. 22 of 30				

2017-18

REGULAR-SEASON HIGHS AND LOWS

Most Goals Scored in a Game	5	vs. Ontario	Oct. 14
		at Texas	Oct. 7
		at Texas	Oct. 6
Most Goals Allowed in a Game	6	vs. Iowa	Nov. 26
		at Manitoba	Nov. 17
		at Texas	Oct. 7
		at Texas	Oct. 6
Most Goals Scored in a Period	3	2nd period vs. Ontario	Oct. 14
		3rd period at Texas	Oct. 7
		3rd period at Texas	Oct. 6
Most Goals Allowed in a Period	3	3rd period vs. Iowa	Nov. 26
		1st period at Manitoba	Nov. 17
		2nd period vs. Milwaukee	Nov. 12
		1st period at Milwaukee	Nov. 8
		3rd period at Grand Rapids	Oct. 27
		2nd period at Texas	Oct. 7
		1st period at Texas	Oct. 6
Most Shots On Goal in a Game	44	at Manitoba	Nov. 15
Most Shots On Goal Allowed in a Game	41	at Grand Rapids	Oct. 27
Most Shots On Goal in a Period	19	1st period vs. Texas	Nov. 21
		3rd period vs. Manitoba	Oct. 25
		3rd period vs. Ontario	Oct. 14
Most Shots On Goal Allowed in a Period	19	2nd period at Milwaukee	Nov. 8
Fewest Shots On Goal in a Game	23	vs. Milwaukee	Oct. 28
Fewest Shots On Goal Allowed in a Game	20	vs. Texas	Nov. 21
		vs. San Antonio	Nov. 11
Fewest Shots On Goal in a Period	3	3rd period at Grand Rapids	Nov. 3
Fewest Shots On Goal Allowed in a Period	3	1st period vs. Texas	Nov. 21
Most PPG in a Game	3	vs. Ontario	Oct. 14
Most PPG Allowed in a Game	2	vs. Iowa	Nov. 26
		at Manitoba	Nov. 17
Most SHG in a Game	1	at Rockford (Thompson)	Nov. 19
Most SHG Against in a Game	1	vs. Tucson (Merkley)	Oct. 22
		vs. Tucson (Mermis)	Oct. 21
Longest Winning Streak	2	Oct. 28-Nov. 3	
Longest Home Winning Streak	1	Nov. 25	
		Oct. 28	
		Oct. 22	
		Oct. 14	
Longest Road Winning Streak	1	Nov. 3	
Longest Winless Streak	8	Nov. 8-21	
Longest Home Winless Streak	3	Nov. 11-21	
Longest Road Winless Streak	6	Nov. 8-present	
Most PIM in a Game	16	vs. Tucson	Oct. 21
Most Combined PIM in a Game	34	at Manitoba	Nov. 17
Quickest Wolves Goal from Start of Game	1:16	at Manitoba (Matteau)	Nov. 15
Quickest Opponent Goal from Start of Game	0:53	at Grand Rapids (Lorito)	Oct. 27
Shortest Time Between Two Wolves Goals	0:30	at Texas (Hyka/Bennett)	Oct. 7
Shortest Time Between Two Opponent Goals	0:29	vs. Ontario (Maillet/Sutter)	Oct. 14
Shortest Time Between Two Goals	0:09	at Manitoba (Garrison/Roslovic)	Nov. 17
Largest Margin of Victory	3	vs. Ontario	Oct. 14
Largest Margin of Defeat	3	at Milwaukee	Nov. 8
Largest Crowd at Home	11,617	vs. Milwaukee	Nov. 12
Hat Tricks this Year	1	at Texas (Tuch)	Oct. 6
Hat Tricks Against this Year	1	at Grand Rapids (Lorito)	Oct. 27
Shutouts this Year	1	at Grand Rapids (Kaskisuo, 33 saves)	Nov. 3
Shutouts Against this Year	1	at Milwaukee (Lindback, 29 saves)	Nov. 8
Penalty Shots this Year	1	vs. Iowa (Thompson miss vs. Svedberg)	Nov. 26
Penalty Shots Against this Year	-		

2017-18

INDIVIDUAL
GAME-HIGHS

Points	1. Teemu Pulkkinen	4 vs. ONT, Oct. 14
	Alex Tuch	4 at TEX, Oct. 6
	3. Brandon Pirri	3 vs. IA, Nov. 26
	Beau Bennett	3 at MB, Nov. 17
	Teemu Pulkkinen	3 at TEX, Oct. 6
	Shea Theodore	3 at TEX, Oct. 6
Goals	1. Alex Tuch	3 at TEX, Oct. 6
	2. Wade Megan	2 vs. IA, Nov. 26
	Stefan Matteau	2 at MB, Nov. 15
	Teemu Pulkkinen	2 vs. TUC, Oct. 22
	Shea Theodore	2 at TEX, Oct. 7
	6. Several at	1
Assists	1. Brandon Pirri	3 vs. IA, Nov. 26
	Beau Bennett	3 at MB, Nov. 17
	Teemu Pulkkinen	3 vs. ONT, Oct. 14
	4. Several at	2
PIM	1. Tyler Wong	6 vs. TUC, Oct. 21
	2. Stefan Matteau	5 vs. IA, Nov. 26
	Mackenzie MacEachern	5 vs. MIL, Nov. 12
	Keegan Kolesar	5 at TEX, Oct. 6
	5. Several at	4
+/-	1. Brandon Pirri	+3 vs. IA, Nov. 26
		+3 at TEX, Oct. 6
	Teemu Pulkkinen	+3 at TEX, Oct. 6
	4. Several at	+2
Shots	1. Paul Thompson	9 at GR, Oct. 27
	2. Beau Bennett	8 vs. TEX, Nov. 21
	Shea Theodore	8 vs. MB, Oct. 25
	4. Brandon Pirri	7 at RFD, Dec. 1
		7 vs. SA, Nov. 11
	Paul Thompson	7 at MB, Nov. 15
	6. Several at	6
Saves	1. C.J. Motte	36 at RFD, Nov. 19
	Kasimir Kaskisuo	36 at GR, Oct. 27
	3. Max Lagace	34 vs. ONT, Oct. 14
	4. Kasimir Kaskisuo	33 at GR, Nov. 3
	5. Kasimir Kaskisuo	30 vs. RFD, Nov. 25
	Oscar Dansk	30 at TEX, Oct. 7

PERSONNEL TRANSACTIONS

05/17/17	Add	Tyler Wong (RW) signed to SPC by Chicago (AHL)	10/10/17	Delete	Conner Bleackley (C) reassigned by (St. Louis) to Tulsa (ECHL)
07/25/17	Add	Scooter Vaughan (D) signed to SPC by Chicago (AHL)	10/14/17	Delete	Alex Tuch (RW) recalled from loan by Vegas (NHL)
07/27/17	Add	Kenney Morrison (D) signed to SPC by Chicago (AHL)	10/14/17	Delete	Max Lagace (G) recalled from loan by Vegas (NHL)
09/20/17	Add	Brock Trotter (C) signed to PTO by Chicago (AHL)	10/14/17	Delete	Vadim Shipachyov (C) recalled from loan by Vegas (NHL)
09/24/17	Add	Dmitry Osipov (D) signed to SPC by Chicago (AHL)	10/18/17	Add	Keith Aulie (D) signed to PTO by Chicago (AHL)
09/25/17	Add	Jake Bischoff (D) loaned from Vegas (NHL)	10/19/17	Add	C.J. Motte (G) signed to PTO by Chicago (AHL)
09/25/17	Add	Oscar Dansk (G) loaned from Vegas (NHL)	10/19/17	Add	Keegan Kolesar (RW) reassigned by Vegas (NHL) to Chicago (AHL)
09/25/17	Add	Max Lagace (G) loaned from Vegas (NHL)	10/19/17	Add	Max Lagace (G) returned on loan from Vegas (NHL)
09/25/17	Add	Keegan Kolesar (RW) loaned from Vegas (NHL)	10/19/17	Delete	Oscar Dansk (G) recalled from loan by Vegas (NHL)
09/26/17	Add	Paul Thompson (RW) loaned from Vegas (NHL)	10/19/17	Add	Wade Megan (C) loaned from St. Louis (NHL)
09/26/17	Add	T.J. Tynan (C) loaned from Vegas (NHL)	10/21/17	Add	Ivan Barbashev (C) loaned from St. Louis (NHL)
09/27/17	Add	Conner Bleackley (C) loaned from St. Louis (NHL)	10/23/17	Delete	Beau Bennett (RW) recalled from loan by St. Louis (NHL)
09/27/17	Add	Mackenzie MacEachern (RW) loaned from St. Louis (NHL)	10/23/17	Add	Kasimir Kaskisuo (G) loaned from Toronto (NHL)
09/28/17	Add	Beau Bennett (RW) loaned from St. Louis (NHL)	10/24/17	Add	Vadim Shipachyov (F) returned on loan from Vegas (NHL)
09/28/17	Add	Petteri Lindbohm (D) loaned from St. Louis (NHL)	10/25/17	Delete	Brock Trotter (C) released from PTO by Chicago (AHL)
09/28/17	Add	Stefan Matteau (C) loaned from Vegas (NHL)	10/27/17	Add	Griffin Reinhart (D) loaned from Vegas (NHL) for conditioning
10/02/17	Add	Jake Walman (D) loaned from St. Louis (NHL)	10/28/17	Add	Jason Garrison (D) loaned from Vegas (NHL)
10/02/17	Add	Tomas Hyka (RW) loaned from Vegas (NHL)	10/30/17	Delete	Griffin Reinhart (D) recalled from loan by Vegas (NHL)
10/03/17	Add	Teemu Pulkkinen (LW) loaned from Vegas (NHL)	10/30/17	Add	Griffin Reinhart (D) returned on loan from Vegas (NHL)
10/03/17	Add	Vadim Shipachyov (F) loaned from Vegas (NHL)	10/30/17	Delete	Shea Theodore (D) recalled from loan by Vegas (NHL)
10/03/17	Add	Shea Theodore (D) loaned from Vegas (NHL)	11/01/17	Delete	Dmitry Osipov (D) loaned to Quad City (ECHL)
10/03/17	Add	Alex Tuch (RW) loaned from Vegas (NHL)	11/02/17	Delete	Vadim Shipachyov (C) recalled from loan by Vegas (NHL)
10/04/17	Add	Jordan Binnington (G) loaned from St. Louis (NHL)	11/08/17	Delete	Tyler Wong (RW) loaned to Quad City (ECHL)
10/04/17	Add	Brandon Pirri (C) loaned from Vegas (NHL)	11/14/17	Add	Beau Bennett (RW) returned on loan by St. Louis (NHL)
10/05/17	Add	Brett Sterling (LW) signed to PTO by Chicago (AHL)	11/18/17	Delete	Wade Megan (C) recalled from loan by St. Louis (NHL)
10/05/17	Add	Curtis Leonard (D) signed to PTO by Chicago (AHL)	11/19/17	Add	Wade Megan (C) returned on loan by St. Louis (NHL)
10/06/17	Add	Calvin Pickard (G) loaned from Vegas (NHL)	11/20/17	Add	Tyler Wong (RW) returned from loan to Quad City (ECHL)
10/06/17	Delete	Calvin Pickard (G) recalled from loan by Vegas (NHL)	11/21/17	Add	Michael Leighton (G) loaned from Arizona (NHL)
10/06/17	Add	Tobias Lindberg (RW) loaned from Vegas (NHL)	11/21/17	Delete	C.J. Motte (G) released from PTO by Chicago (AHL)
10/09/17	Delete	Curtis Leonard (D) released from PTO by Chicago (AHL)	11/26/17	Delete	Keith Aulie (D) release from PTO by Chicago (AHL)
10/09/17	Delete	Keegan Kolesar (RW) reassigned by Vegas (NHL) to Quad City (ECHL)	11/27/17	Delete	Stefan Matteau (C) recalled from loan by Vegas (NHL)
10/09/17	Delete	Jordan Binnington (G) reassigned by St. Louis (NHL) to Providence (ECHL)	12/02/17	Add	Dmitry Osipov (D) recalled from loan by Chicago (AHL)

GAME-BY-GAME RESULTS

No.	Date	Opponent	Result	Score	Record	CHI Goal	OPP Goal	SF-SA	PP/PK
1.	Oct. 6	at Texas	L	5-6	0-1-0-0	Lagace	McKenna	33-27	2-5/4-4
2.	Oct. 7	at Texas	OTL	5-6	0-1-1-0	Dansk	McKenna	40-36	1-5/1-2
3.	Oct. 14	vs. Ontario	W	5-2	1-1-1-0	Lagace	Campbell	38-36	3-5/4-4
4.	Oct. 21	vs. Tucson	L	3-4	1-2-1-0	Lagace	Miska	29-29	1-5/7-8
5.	Oct. 22	vs. Tucson	W (OT)	2-1	2-2-1-0	Lagace	Langhamer	30-24	0-5/4-4
6.	Oct. 25	vs. Manitoba	L	1-3	2-3-1-0	Kaskisuo	Comrie	37-26	0-7/3-4
7.	Oct. 27	at Grand Rapids	L	3-5	2-4-1-0	Kaskisuo	Coreau	36-41	2-4/4-5
8.	Oct. 28	vs. Milwaukee	W	2-1	3-4-1-0	Motte	Lindback	23-28	0-4/5-5
9.	Nov. 3	at Grand Rapids	W	2-0	4-4-1-0	Kaskisuo	Coreau	26-33	0-6/4-4
10.	Nov. 8	at Milwaukee	L	0-3	4-5-1-0	Kaskisuo	Lindback	29-37	0-5/6-7
11.	Nov. 11	vs. San Antonio	L	1-2	4-6-1-0	Kaskisuo	Martin	35-20	0-3/3-3
12.	Nov. 12	vs. Milwaukee	L	2-3	4-7-1-0	Motte	Lindback	29-23	1-6/3-4
13.	Nov. 15	at Manitoba	L	2-3	4-8-1-0	Kaskisuo	Hutchinson	44-31	0-5/4-5
14.	Nov. 17	at Manitoba	L	4-6	4-9-1-0	Kaskisuo	Comrie	41-31	2-7/3-5
15.	Nov. 19	at Rockford	SOL	3-4	4-9-1-1	Motte	Glass	37-40	0-3/4-4
16.	Nov. 21	vs. Texas	OTL	1-2	4-9-2-1	Kaskisuo	Bow	32-20	1-4/2-2
17.	Nov. 24	at Milwaukee	OTL	2-3	4-9-3-1	Leighton	Lindback	33-27	0-3/2-3
18.	Nov. 25	vs. Rockford	W	4-3	5-9-3-1	Kaskisuo	Berube	38-33	0-2/5-6
19.	Nov. 26	vs. Iowa	L	4-6	5-10-3-1	Leighton	Svedberg	29-23	1-7/2-4
20.	Dec. 1	at Rockford	OTL	3-4	5-10-4-1	Leighton	Glass	35-32	1-3/3-3

BROADCAST SCHEDULE

No.	Date	Time*	Opponent	Broadcast**	No.	Date	Time*	Opponent	Broadcast**
22.	Dec. 6	7 p.m.	vs. San Diego	AHL Live	50.	Feb. 17	7 p.m.	vs. San Antonio	CW50
23.	Dec. 8	6 p.m.	at Cleveland	The U Too	51.	Feb. 18	3 p.m.	vs. Cleveland	CW50
24.	Dec. 9	Noon	at Cleveland	CW50	52.	Feb. 21	6 p.m.	at Grand Rapids	AHL Live
25.	Dec. 12	7 p.m.	at Rockford	AHL Live	53.	Feb. 24	2 p.m.	at Manitoba	AHL Live
26.	Dec. 15	6 p.m.	at Grand Rapids	The U Too	54.	Feb. 25	2 p.m.	at Manitoba	AHL Live
27.	Dec. 16	7 p.m.	vs. Iowa	CW50	55.	Feb. 27	11 a.m.	vs. Texas	AHL Live
28.	Dec. 17	3 p.m.	vs. Milwaukee	The U Too	56.	March 2	7:30 p.m.	at San Antonio	The U Too
29.	Dec. 21	11 a.m.	vs. Grand Rapids	AHL Live	57.	March 3	7 p.m.	at Texas	CW50
30.	Dec. 22	7 p.m.	at Rockford	The U Too	58.	March 6	7 p.m.	at San Antonio	AHL Live
31.	Dec. 27	7 p.m.	at Milwaukee	AHL Live	59.	March 9	7 p.m.	at Milwaukee	The U Too
32.	Dec. 29	7 p.m.	at Milwaukee	The U Too	60.	March 10	7 p.m.	vs. Manitoba	CW50
33.	Dec. 30	7 p.m.	vs. Rockford	CW50	61.	March 11	3 p.m.	vs. Rockford	CW50
34.	Jan. 1	12 p.m.	at Iowa	AHL Live	62.	March 17	7 p.m.	vs. Rockford	CW50
35.	Jan. 3	7 p.m.	vs. Cleveland	AHL Live	63.	March 18	3 p.m.	vs. Iowa	CW50
36.	Jan. 5	7 p.m.	vs. Manitoba	The U Too	64.	March 20	6 p.m.	at Cleveland	AHL Live
37.	Jan. 6	7 p.m.	vs. Grand Rapids	CW50	65.	March 22	6 p.m.	at Cleveland	AHL Live
38.	Jan. 10	9 p.m.	at San Diego	AHL Live	66.	March 24	6 p.m.	at Rockford	CW50
39.	Jan. 12	9 p.m.	at Bakersfield	AHL Live	67.	March 25	5 p.m.	vs. Grand Rapids	CW50
40.	Jan. 13	8 p.m.	at Ontario	CW50	68.	March 28	7 p.m.	vs. Iowa	AHL Live
41.	Jan. 17	7 p.m.	at Iowa	AHL Live	69.	March 31	7 p.m.	vs. Texas	CW50
42.	Jan. 20	7 p.m.	vs. Bakersfield	CW50	70.	April 3	7 p.m.	vs. Milwaukee	AHL Live
43.	Jan. 21	3 p.m.	vs. Cleveland	CW50	71.	April 6	7 p.m.	at Iowa	AHL Live
44.	Jan. 26	8 p.m.	at Tucson	The U Too	72.	April 7	7 p.m.	vs. Milwaukee	CW50
45.	Jan. 27	8 p.m.	at Tucson	CW50	73.	April 10	7 p.m.	at Milwaukee	AHL Live
46.	Feb. 2	7 p.m.	vs. Milwaukee	The U Too	74.	April 13	7 p.m.	at Rockford	The U Too
47.	Feb. 3	7 p.m.	vs. Rockford	CW50	75.	April 14	7 p.m.	vs. Rockford	CW50
48.	Feb. 9	7 p.m.	at Iowa	The U Too	76.	April 15	4 p.m.	vs. Manitoba	CW50
49.	Feb. 15	7 p.m.	vs. Cleveland	AHL Live					

* all game times Central

** all games stream on AHL Live



Chicago Wolves

(5-10-4-1)

GAMES THROUGH DECEMBER 1

#	PLAYER	POS	GP	G	A	PTS	+/-	PIM	PPG	PPA	SHG	SHA	GW	FG	IG	OT	UA	EN	SOG	SOA	SOW	SO%	PT/G	PIM/G	SHOTS	SH%
3	Teemu Pulkkinen	LW	20	8	13	21	0	16	3	6	0	0	1	1	0	1	1	0	0	1	0	0.0	1.05	0.80	58	13.8
27	Brandon Pirri	C	14	6	10	16	2	10	3	4	0	0	0	1	1	0	0	0	0	1	0	0.0	1.14	0.71	56	10.7
	x Shea Theodore	D	8	5	6	11	-4	2	1	5	0	0	1	1	0	0	0	0	0	0	0	0.0	1.38	0.25	35	14.3
17	Paul Thompson	RW	20	5	6	11	2	16	2	1	1	0	0	1	0	0	0	0	0	0	0	0.0	0.55	0.80	74	6.8
18	T.J. Tynan	C	20	2	8	10	-2	0	0	1	0	0	0	0	1	0	1	1	0	0	0	0.0	0.50	0.00	24	8.3
14	Beau Bennett	RW	13	1	9	10	-9	6	0	4	0	0	0	0	0	0	0	0	0	0	0	0.0	0.77	0.46	35	2.9
38	Tomas Hyka	RW	12	3	4	7	-7	0	1	2	0	0	1	0	0	0	0	0	0	0	0	0.0	0.58	0.00	26	11.5
32	Ivan Barbashev	C	14	3	3	6	-6	6	1	0	0	0	0	0	0	0	0	0	0	0	0	0.0	0.43	0.43	29	10.3
10	Jason Garrison	D	12	2	4	6	-2	2	1	2	0	0	0	0	0	0	0	0	0	0	0	0.0	0.50	0.17	18	11.1
22	Wade Megan	C	15	2	4	6	-2	12	1	1	0	0	0	0	0	0	0	0	0	0	0	0.0	0.40	0.80	50	4.0
37	Jake Walman*	D	19	1	5	6	-6	8	0	2	0	0	0	0	0	0	0	0	0	0	0	0.0	0.32	0.42	42	2.4
	x Alex Tuch	RW	3	4	1	5	2	0	2	0	0	0	0	1	0	0	0	0	0	0	0	0.0	1.67	0.00	9	44.4
	x Stefan Matteau	C	19	4	1	5	-5	15	0	0	0	0	0	1	0	0	0	0	0	0	0	0.0	0.26	0.79	33	12.1
28	Jake Bischoff*	D	20	0	5	5	-8	8	0	0	0	0	0	0	0	0	0	0	0	0	0	0.0	0.25	0.40	24	0.0
29	Brett Sterling	LW	9	4	0	4	2	6	0	0	0	0	1	0	0	0	0	0	0	0	0	0.0	0.44	0.67	21	19.0
4	Petteri Lindbohm	D	20	1	2	3	0	16	0	0	0	0	0	1	0	0	0	0	0	0	0	0.0	0.15	0.80	31	3.2
7	Kenney Morrison	D	9	0	3	3	0	8	0	0	0	0	0	0	0	0	0	0	0	0	0	0.0	0.33	0.89	5	0.0
15	Mackenzie MacEachern	LW	17	2	0	2	-3	13	0	0	0	0	1	1	0	0	0	0	0	0	0	0.0	0.12	0.76	21	9.5
8	Tyler Wong*	RW	13	1	0	1	-8	10	0	0	0	0	0	0	0	0	0	0	0	0	0	0.0	0.08	0.77	9	11.1
	x Max Lagace	G	4	0	1	1	0	0	0	0	0	0	0	0	0	0	0	0	0	0	0	0.0	0.25	0.00	0	0.0
	x Brock Trotter	C	4	0	1	1	-4	0	0	0	0	0	0	0	0	0	0	0	0	0	0	0.0	0.25	0.00	1	0.0
36	Chris Casto	D	14	0	1	1	-6	4	0	0	0	0	0	0	0	0	0	0	0	0	0	0.0	0.07	0.29	29	0.0
25	Tobias Lindberg	RW	16	0	1	1	2	10	0	0	0	0	0	0	0	0	0	0	0	0	0	0.0	0.06	0.63	11	0.0
20	Keegan Kolesar*	RW	17	0	1	1	-2	13	0	0	0	1	0	0	0	0	0	0	0	0	0	0.0	0.06	0.76	5	0.0
	x Oscar Dansk*	G	1	0	0	0	0	0	0	0	0	0	0	0	0	0	0	0	0	0	0	0.0	0.00	0.00	0	0.0
5	Dmitry Osipov*	D	1	0	0	0	1	0	0	0	0	0	0	0	0	0	0	0	0	0	0	0.0	0.00	0.00	0	0.0
	x C.J. Motte*	G	3	0	0	0	0	0	0	0	0	0	0	0	0	0	0	0	0	0	0	0.0	0.00	0.00	0	0.0
21	Scooter Vaughan	F	3	0	0	0	-1	0	0	0	0	0	0	0	0	0	0	0	0	0	0	0.0	0.00	0.00	0	0.0
6	Griffin Reinhart	D	7	0	0	0	-3	2	0	0	0	0	0	0	0	0	0	0	0	0	0	0.0	0.00	0.29	11	0.0
26	Bryce Gervais	F	10	0	0	0	0	8	0	0	0	0	0	0	0	0	0	0	0	0	0	0.0	0.00	0.80	9	0.0
31	Kasimir Kaskisuo (total)*	G	10	0	0	0	0	0	0	0	0	0	0	0	0	0	0	0	0	0	0	0.0	0.00	0.00	0	0.0
	CHI	G	9	0	0	0	0	0	0	0	0	0	0	0	0	0	0	0	0	0	0	0.0	0.00	0.00	0	0.0
	x Keith Aulie	D	11	0	0	0	0	6	0	0	0	0	0	0	0	0	0	0	0	0	0	0.0	0.00	0.55	8	0.0
49	Michael Leighton (total)	G	12	0	0	0	0	0	0	0	0	0	0	0	0	0	0	0	0	0	0	0.0	0.00	0.00	0	0.0

#	GOALIE	GP	MINS	W	L	OTL	SO	EN	GA	GAA	SOGP	SOW	SOL	SOGA	SOA	SO%	SA	SVS	SV%
	x C.J. Motte*	3	183	1	1	1	0	0	7	2.30	1	0	1	2	2	0.000	90	83	0.922
31	Kasimir Kaskisuo (total)*	10	587	3	6	1	1	2	26	2.66	0	0	0	0	0	0.000	297	271	0.912
	CHI	9	527	2	6	1	1	2	25	2.85	0	0	0	0	0	0.000	270	245	0.907
	x Max Lagace	4	241	2	2	0	0	0	13	3.24	0	0	0	0	0	0.000	116	103	0.888
49	Michael Leighton (total)	12	657	3	4	4	0	2	36	3.29	2	0	2	3	7	0.571	263	227	0.863
	CHI	3	181	0	1	2	0	1	12	3.97	0	0	0	0	0	0.000	81	69	0.852
	x Oscar Dansk*	1	65	0	0	1	0	0	6	5.57	0	0	0	0	0	0.000	36	30	0.833

WOLVES LEADERS AT A GLANCE

Goals		Power-Play Goals		Goaltenders	AVG.	W-L-OT	SV%	Team Power Play:		
1. Teemu Pulkkinen	8	1. Teemu Pulkkinen	3	1. x C.J. Motte	2.30	1-1-1	.922	16.0%	15 of 94	No. 21 of 30
2. Brandon Pirri	6	Brandon Pirri	3	2. Kasimir Kaskisuo	2.66	3-6-1	.912			
Paul Thompson	5	3. Paul Thompson	2					Team Penalty Killing:		
x Shea Theodore	5	x Alex Tuch	2					84.9%	73 of 86	No. 8 of 30
Assists		Plus/Minus						Goals For/Average:		
1. Teemu Pulkkinen	13	1. FIVE tied	+2					54	2.70	No. 25 of 30
2. T.J. Tynan	10									
3. Beau Bennett	9	PIMS						Goals Against/Average:		
		1. Teemu Pulkkinen	16					67	3.35	No. 24 of 30
		Paul Thompson	16							
		Petteri Lindbohm	16							
Points										
1. Teemu Pulkkinen	21									
2. Brandon Pirri	16									
3. Paul Thompson	11									
x Shea Theodore	11									



Grand Rapids Griffins

(8-10-0-3)

GAMES THROUGH DECEMBER 1

#	PLAYER	POS	GP	G	A	PTS	+/-	PIM	PPG	PPA	SHG	SHA	GW	FG	IG	OT	UA	EN	SOG	SOA	SOW	SO%	PT/G	PIM/G	SHOTS	SH%
73	Matt Puempel (total)	LW	20	7	11	18	4	2	1	5	0	0	0	3	1	0	1	0	0	3	0	0.0	0.90	0.10	55	12.7
	GR	LW	15	6	9	15	2	2	1	5	0	0	0	3	1	0	1	0	0	2	0	0.0	1.00	0.13	48	12.5
15	Turner Elson	LW	21	8	6	14	7	7	0	0	1	0	0	0	1	0	2	1	0	0	0	0.0	0.67	0.33	46	17.4
26	Eric Tangradi	LW	21	6	8	14	-5	12	2	5	0	0	0	0	0	0	1	0	0	1	0	0.0	0.67	0.57	62	9.7
28	Matt Lorito	LW	17	6	7	13	-3	10	4	3	0	0	2	1	1	0	1	0	0	2	0	0.0	0.76	0.59	54	11.1
23	Dominic Turgeon	C	21	6	7	13	4	12	0	0	0	0	1	1	1	0	1	1	0	0	0	0.0	0.62	0.57	42	14.3
55	Matthew Ford	RW	19	6	5	11	-5	12	3	4	1	0	0	0	1	0	0	0	0	0	0	0.0	0.58	0.63	31	19.4
10	Ben Street	C	18	1	10	11	-3	6	1	5	0	0	0	0	0	0	0	0	0	0	0	0.0	0.61	0.33	46	2.2
45	Colin Campbell	RW	19	4	6	10	0	12	0	0	1	0	2	2	0	0	1	0	0	0	0	0.0	0.53	0.63	31	12.9
39	Tyler Bertuzzi	LW	11	5	3	8	-2	20	2	2	0	0	1	0	0	0	0	0	0	1	0	0.0	0.73	1.82	29	17.2
25	Axel Holmstrom*	C	18	2	6	8	-5	2	0	2	0	0	1	0	0	0	0	0	0	0	0	0.0	0.44	0.11	20	10.0
47	Corey Elkins	C	21	3	4	7	0	12	0	0	1	1	0	0	0	0	2	2	0	0	0	0.0	0.33	0.57	21	14.3
13	Filip Hronek*	D	17	2	5	7	2	16	1	2	0	0	1	0	0	0	0	0	0	1	0	0.0	0.41	0.94	23	8.7
5	Robbie Russo	D	21	2	4	6	0	8	1	2	0	0	0	0	0	0	0	0	0	0	0	0.0	0.29	0.38	50	4.0
2	Joe Hicketts	D	21	1	5	6	1	12	0	3	0	0	0	0	1	0	0	0	0	0	0	0.0	0.29	0.57	39	2.6
20	Dan Renouf	D	21	0	5	5	2	32	0	0	0	0	0	0	0	0	0	0	0	0	0	0.0	0.24	1.52	13	0.0
77	Evgeny Svechnikov	RW	16	2	2	4	-3	19	1	0	0	0	0	0	0	0	0	0	0	1	0	0.0	0.25	1.19	26	7.7
	x Ryan Sproul	D	5	1	3	4	-3	2	1	2	0	0	0	1	0	0	0	0	0	1	0	0.0	0.80	0.40	11	9.1
52	Dylan McIlrath	D	21	1	3	4	4	42	0	0	0	0	0	0	0	0	0	0	0	0	0	0.0	0.19	2.00	30	3.3
18	Brian Lashoff	D	17	1	2	3	-4	10	0	0	0	0	0	0	0	0	0	0	0	0	0	0.0	0.18	0.59	18	5.6
	x Matt Carey	LW	8	1	1	2	0	9	1	0	0	0	0	0	1	0	0	0	0	0	0	0.0	0.25	1.13	14	7.1
65	Dominik Shine*	RW	11	1	0	1	-2	11	0	0	0	0	0	1	0	0	0	0	0	0	0	0.0	0.09	1.00	16	6.3
	x Vili Saarijarvi*	D	4	0	1	1	-2	2	0	0	0	0	0	0	0	0	0	0	0	0	0	0.0	0.25	0.50	7	0.0
	x Luke Esposito*	LW	7	0	1	1	-1	4	0	0	0	0	0	0	0	0	0	0	0	0	0	0.0	0.14	0.57	9	0.0
	x Dylan Sadowy	RW	8	0	0	0	-2	7	0	0	0	0	0	0	0	0	0	0	0	0	0	0.0	0.00	0.88	11	0.0
30	Tom McCollum	G	10	0	0	0	0	0	0	0	0	0	0	0	0	0	0	0	0	0	0	0.0	0.00	0.00	0	0.0
31	Jared Coreau	G	13	0	0	0	0	0	0	0	0	0	0	0	0	0	0	0	0	0	0	0.0	0.00	0.00	0	0.0

#	GOALIE	GP	MINS	W	L	SL	SO	EN	GA	GAA	SOGP	SOW	SOL	SOGA	SOA	SO%	SA	SVS	SV%
31	Jared Coreau	13	695	5	5	1	0	1	35	3.02	1	0	1	1	2	0.500	350	315	0.900
30	Tom McCollum	10	562	3	5	2	0	0	30	3.20	2	0	2	2	4	0.500	300	270	0.900

* Rookie x Inactive

GRIFFINS LEADERS AT A GLANCE

Goals		Power-Play Goals		Goaltenders		AVG.	W-L-OT	SV%	Team Power Play:	
1. Turner Elson	8	1. Matt Lorito	4	1. Jared Coreau	3.02	5-5-1	.900	18.4%	18 of 98	No. 11 of 30
2. FIVE tied	6	2. Matthew Ford	3	2. Tom McCollum	3.20	3-5-2	.900			
		3. TWO tied	2							
Assists		Plus/Minus		Team Penalty Killing:						
1. Ben Street	10	1. Turner Elson	+7	83.2%	84 of 101	No. 11 of 30				
2. Matt Puempel	9	2. Dominic Turgeon	+4							
3. Eric Tangradi	8	Dylan McIlrath	+4							
Points		PIMS		Goals For/Average:						
1. Matt Puempel	15	1. Dylan McIlrath	42	65	3.10	No. 13 of 30				
2. Eric Tangradi	14	2. Dan Renouf	32	Goals Against/Average:						
Turner Elson	14	3. Tyler Bertuzzi	20	69	3.29	No. 22 of 30				

TEEMU PULKKINEN

3 LEFT WING

Detroit Red Wings, 2010 NHL Draft, 111th Overall (4th Rd.)

5-10 185 | January 2, 1992 | Vantaa, Finland | Shoots Right

STATISTICS AND HIGHLIGHTS

Last Game: Dec. 1 at RFD | Last Goal: Dec. 1 at RFD | Last Assist: Dec. 1 at RFD | Streak: 3-Gm Pt (2G, 2A)

2017-18

- Scored both goals, including game-winner in OT, to lead Wolves to 2-1 win vs. Tucson on Oct. 22
- Made Wolves debut on Oct. 6 at TEX and collected 3 points (G, 2A)


2016-17

- Selected by the Vegas Golden Knights in the Expansion Draft and signed a one-year contact with the club on July 6
- On Feb. 27, traded to the Arizona Coyotes, skated in four games and recorded an assist
- Spent majority of the season with the AHL's Iowa Wild and finished third in team scoring with 36 points (18G, 18A) in 47 games
- Recorded one goal in nine NHL games with Minnesota Wild
- Signed a one-year deal with the Detroit Red

Wings on July 13 and then claimed off waiver wire by Minnesota Wild

NOTABLES

- 2015 AHL All-Star
- 2014-15 AHL top goal-getter with 34 goals
- 2013 Calder Cup champion (Grand Rapids)
- Three-time medalist with Finland (Silver, 2015 Worlds; 2009, 2010 U18 Worlds)
- Made NHL debut on March 14, 2014, and has skated in 83 NHL games across four seasons



PETTERI LINDBOHR

4 DEFENSE

St. Louis Blues, 2012 NHL Draft, 176th Overall (7th Rd.)

6-3 210 | September 23, 1993 | Helsinki, Finland | Shoots Left

STATISTICS AND HIGHLIGHTS

Last Game: Dec. 1 at RFD | Last Goal: Nov. 25 vs. RFD | Last Assist: Nov. 25 vs. RFD | Streak: N/A

2017-18

- Delivered the opening goal as well as an assist during 4-3 win vs. Rockford on Nov. 25
- Skated in season opener Oct. 6 at TEX

2016-17

- Appeared in 52 games for the Wolves and collected 16 points (8G, 8A)
- Skated in seven NHL contests for the Blues and logged 4 penalty minutes
- Dressed for nine of 10 Calder Cup Playoff games and nabbed 4 points (G, 3A)

NOTABLES

- In fourth season with the Wolves
- Has skated exclusively at AHL level with Chicago
- Made NHL debut on Oct. 19, 2014, and has skated in 40 NHL games across three seasons



REGULAR SEASON

PLAYOFFS

SEASON	CLUB	LEAGUE	GP	G	A	PTS	PIM	GP	G	A	PTS	PIM
2008-09	Jokerit	SM-Liiga	3	0	0	0	0	-	-	-	-	-
2009-10	Jokerit	SM-Liiga	12	1	2	3	6	-	-	-	-	-
2010-11	Jokerit	SM-Liiga	55	18	36	54	32	-	-	-	-	-
2011-12	Jokerit	SM-Liiga	56	16	21	37	41	4	0	1	1	2
2012-13	Grand Rapids	AHL	2	0	1	1	2	14	3	2	5	10
	Jokerit	SM-Liiga	59	14	20	34	49	6	2	3	5	22
2013-14	Detroit	NHL	3	0	0	0	2	10	5	6	11	10
	Grand Rapids	AHL	71	31	28	59	34	-	-	-	-	-
2014-15	Detroit	NHL	31	5	3	8	10	16	14	4	18	22
	Grand Rapids	AHL	46	34	27	61	30	-	-	-	-	-
2015-16	Detroit	NHL	36	6	6	12	14	-	-	-	-	-
2016-17	Arizona	NHL	4	1	0	1	4	-	-	-	-	-
	Minnesota	NHL	9	1	0	1	2	-	-	-	-	-
	Iowa	AHL	47	18	18	36	36	-	-	-	-	-
2017-18	Chicago	AHL	20	8	13	21	16	-	-	-	-	-
NHL TOTALS			83	13	9	22	32	-	-	-	-	-
AHL TOTALS			186	91	87	178	118	40	22	12	34	42
SM-Liiga TOTALS			185	49	79	128	134	13	2	5	7	24

REGULAR SEASON

PLAYOFFS

SEASON	CLUB	LEAGUE	GP	G	A	PTS	PIM	GP	G	A	PTS	PIM
2012-13	Jokerit	SM-Liiga	35	0	4	4	61	-	-	-	-	-
2013-14	Jokerit	SM-Liiga	10	0	1	1	18	-	-	-	-	-
	Assat	SM-Liiga	19	1	4	5	8	-	-	-	-	-
2014-15	St. Louis	NHL	23	2	1	3	26	-	-	-	-	-
	Chicago	AHL	53	6	12	18	62	5	0	1	1	10
2015-16	St. Louis	NHL	10	0	0	0	7	-	-	-	-	-
	Chicago	AHL	43	3	8	11	50	-	-	-	-	-
2016-17	St. Louis	NHL	7	0	0	0	4	-	-	-	-	-
	Chicago	AHL	52	8	8	16	54	9	1	3	4	2
2017-18	Chicago	AHL	20	1	2	3	16	-	-	-	-	-
NHL TOTALS			40	2	1	3	37	-	-	-	-	-
AHL TOTALS			168	18	30	48	182	14	1	4	5	12
SM-Liiga TOTALS			72	1	9	10	158	-	-	-	-	-

DMITRY OSIPOV

5 DEFENSE

Undrafted; Signed with Chicago (AHL) on Sept. 24, 2017

6-4 234 | October 4, 1996 | Moscow, Russia | Shoots Right

STATISTICS AND HIGHLIGHTS

Last Game: Oct. 21 vs. TUC | Last Goal: N/A | Last Assist: N/A | Streak: N/A

2017-18

- Made professional debut on Oct. 21 and posted a +1 plus/minus rating

2016-17

- Skated in 42 games and registered 11 points (G, 10A) with the Vancouver Giants
- Traded in January to Brandon Wheat Kings and appeared in 31 contests and recorded 3 points (G, 2A)
- Held scoreless through four WHL Playoff games

NOTABLES

- Skated four seasons in the WHL



GRIFFIN REINHART

6 DEFENSE

New York Islanders, 2012 NHL Draft, 4th Overall (1st Rd.)

6-4 212 | January 24, 1994 | N. Vancouver, British Columbia | Shoots Right

STATISTICS AND HIGHLIGHTS

Last Game: Nov. 15 at MB | Last Goal: N/A | Last Assist: N/A | Streak: N/A

2017-18


- Joined Chicago for conditioning stint and made Wolves debut on Oct. 27 at Grand Rapids

2016-17

- Skated in 54 AHL games during the regular season with the Bakersfield Condors
- Second-best in team scoring among defensemen with 21 points (7G, 14A)
- Appeared in one Stanley Cup Playoff game with the Edmonton Oilers

NOTABLES

- Traded to Edmonton on June 26, 2015, in exchange for two draft picks
- Made NHL debut with New York Islanders on Oct. 10, 2014, at Carolina and collected first NHL point (assist) on Dec. 9 at Minnesota
- 2014 Memorial Cup champion with the Edmonton Oil Kings; also skated in Memorial Cup in 2012
- Two-time Ed Chynoweth Cup champion with the Oil Kings (2012, 2014)
- Twice represented Canada at World Juniors (2013, 2014)



REGULAR SEASON

SEASON	CLUB	LEAGUE	GP	G	A	PTS	PIM
2013-14	Vancouver	WHL	54	3	0	3	48
2014-15	Vancouver	WHL	71	1	11	12	65
2015-16	Vancouver	WHL	72	2	10	12	102
2016-17	Brandon	WHL	31	1	2	3	43
	Vancouver	WHL	42	1	10	11	39
2017-18	Chicago	AHL	1	0	0	0	0
	Quad City	ECHL	13	0	0	0	12
AHL TOTALS			1	0	0	0	0
ECHL TOTALS			13	0	0	0	12
WHL TOTALS			270	8	33	41	297

PLAYOFFS

GP	G	A	PTS	PIM
4	0	0	0	6
-	-	-	-	-
-	-	-	-	-
4	0	0	0	2
-	-	-	-	-
8	0	0	0	8

REGULAR SEASON

SEASON	CLUB	LEAGUE	GP	G	A	PTS	PIM
2009-10	Edmonton	WHL	2	0	0	0	0
2010-11	Edmonton	WHL	45	6	19	25	36
2011-12	Edmonton	WHL	58	12	24	36	38
2012-13	Edmonton	WHL	59	8	21	29	35
2013-14	Edmonton	WHL	45	4	17	21	55
2014-15	New York Islanders	NHL	8	0	1	1	6
	Bridgeport	AHL	59	7	15	22	64
2015-16	Edmonton	NHL	29	0	1	1	20
	Bakersfield	AHL	30	2	8	10	16
2016-17	Edmonton	NHL	-	-	-	-	-
	Bakersfield	AHL	54	7	14	21	42
2017-18	Chicago	AHL	7	0	0	0	2
NHL TOTALS			37	0	2	2	26
AHL TOTALS			150	16	37	53	124
WHL TOTALS			209	30	81	111	164

PLAYOFFS

GP	G	A	PTS	PIM
-	-	-	-	-
4	0	0	0	6
20	2	6	8	20
12	3	4	7	12
21	4	9	13	18
1	0	0	0	0
-	-	-	-	v
-	-	-	-	-
-	-	-	-	-
1	0	1	1	0
-	-	-	-	-
57	9	19	28	56

JASON 10 GARRISON


DEFENSE

Undrafted; Selected by Vegas (NHL) in 2017 Expansion Draft

6-1 218 | November 13, 1984 | White Rock, British Columbia | Shoots Left

STATISTICS AND HIGHLIGHTS

Last Game: Dec. 1 at RFD | Last Goal: Nov. 25 vs. RFD | Last Assist: Nov. 26 vs. IA | Streak: N/A



2017-18

- Recorded first points (G, A) with the Wolves on Nov. 17 at Manitoba
- Made Wolves debut in 2-0 win on Nov. 3 at Grand Rapids
- Cleared waivers and loaned to Chicago Oct. 30
- Posted one assist through four games with Vegas

2016-17

- Selected by Vegas in the Expansion Draft
- Skated in 70 games for the Tampa Bay Lightning and registered nine points (G, 8A)

NOTABLES

- Made NHL debut on Oct. 25, 2008, with the Florida Panthers against St. Louis
- Signed entry-level contract with Florida on April 8, 2008, as an undrafted free agent
- Set Florida franchise record for most goals for a defenseman in a single season with 16 (2011-12)
- Matched Panthers franchise record for power-play goals by a defenseman in a single season with nine (2011-12)
- Skated three seasons at University of Minnesota Duluth and competed in 87 contests and logged 29 points (9G, 20A)
- Spent two seasons (2003-05) in the BCHL with Nanaimo and won Fred Page Cup in first season; eliminated in semifinals during second season
- With 62 points (22G, 40A) through 57 games, earned BCHL Best Defenseman Award for 2004-05 season
- Represented Canada at the 2014 World Championship (5th place)

REGULAR SEASON

SEASON	CLUB	LEAGUE	GP	G	A	PTS	PIM
2003-04	Nanaimo	BCHL	52	7	20	27	31
2004-05	Nanaimo	BCHL	57	22	40	62	42
2005-06	Univ. of Minn. Duluth	NCAA	40	3	9	12	26
2006-07	Univ. of Minn. Duluth	NCAA	21	1	2	3	16
2007-08	Univ. of Minn. Duluth	NCAA	26	5	9	14	26
2008-09	Florida	NHL	1	0	0	0	0
	Rochester	AHL	75	8	27	35	68
2009-10	Florida	NHL	39	2	6	8	23
	Rochester	AHL	38	3	16	19	33
2010-11	Florida	NHL	73	5	13	18	26
2011-12	Florida	NHL	77	16	17	33	32
2012-13	Vancouver	NHL	47	8	8	16	28
2013-14	Vancouver	NHL	81	7	26	33	57
2014-15	Tampa Bay	NHL	70	4	26	30	19
2015-16	Tampa Bay	NHL	72	5	6	11	18
2016-17	Tampa Bay	NHL	70	1	8	9	14
2017-18	Vegas	NHL	4	0	1	1	0
	Chicago	AHL	12	2	4	6	2

NHL TOTALS	534	48	111	159	217
AHL TOTALS	125	13	47	60	103
NCAA TOTALS	87	9	20	29	68
BCHL TOTALS	109	29	60	89	73

PLAYOFFS

GP	G	A	PTS	PIM
24	3	10	13	12
15	2	10	12	14
-	-	-	-	-
-	-	-	-	-
-	-	-	-	-
-	-	-	-	-
7	2	7	9	0
-	-	-	-	-
4	1	2	3	0
4	0	0	0	0
-	-	-	-	-
23	2	5	7	8
17	1	6	7	12
-	-	-	-	-
48	4	13	17	22
7	2	7	9	0
-	-	-	-	-
39	5	20	25	12

BEAU 14 BENNETT


CENTER

Pittsburgh Penguins, 2010 NHL Draft, 20th Overall (1st Rd.)

6-2 195 | November 27, 1991 | Gardena, California | Shoots Right

STATISTICS AND HIGHLIGHTS

Last Game: Dec. 1 at RFD | Last Goal: Oct. 7 at TEX | Last Assist: Dec. 1 at RFD | Streak: 3-Gm Pt (4A)



2017-18

- Handed out three assists on Nov. 17 at MB for his biggest offensive output since contributing four assists for Wilkes-Barre/Scranton against Syracuse on Nov. 9, 2014
- Rejoined Wolves on Nov. 14 after appearing in six games for St. Louis (NHL)
- Skated in 200th NHL game on Nov. 13 at Calgary
- Recalled from loan by St. Louis on Oct. 23
- Made Wolves debut on Oct. 6 at TEX

2016-17

- Registered 8 goals and 11 assists for 19 points in 65 games with the New Jersey Devils

NOTABLES

- Member of 2016 Stanley Cup champion Pittsburgh Penguins
- Made NHL debut Feb. 15, 2013, with Pittsburgh and has skated in 194 NHL contests
- Highest drafted California-born player
- Skated two seasons at the University of Denver (2010-12)
- BCHL leading scorer with 120 points as a rookie during 2009-10 season

REGULAR SEASON

SEASON	CLUB	LEAGUE	GP	G	A	PTS	PIM
2009-10	Penticton	BCHL	56	41	79	120	20
2010-11	Univ. of Denver	NCAA	37	9	16	25	49
2011-12	Univ. of Denver	NCAA	10	4	9	13	25
2012-13	Pittsburgh	NHL	26	3	11	14	6
	Wilkes-Barre/Scranton	AHL	39	7	21	28	18
2013-14	Pittsburgh	NHL	21	3	4	7	0
	Wilkes-Barre/Scranton	AHL	3	0	1	1	0
2014-15	Pittsburgh	NHL	49	4	8	12	16
	Wilkes-Barre/Scranton	AHL	2	0	5	5	0
2015-16	Pittsburgh	NHL	33	6	6	12	10
2016-17	New Jersey	NHL	65	8	11	19	20
2017-18	St. Louis	NHL	6	0	0	0	0
	Chicago	AHL	13	1	9	10	6

NHL TOTALS	200	24	40	64	52
AHL TOTALS	56	8	36	44	24
NCAA TOTALS	47	13	25	38	43
BCHL TOTALS	56	41	79	120	20

PLAYOFFS

GP	G	A	PTS	PIM
15	5	9	14	6
-	-	-	-	-
-	-	-	-	-
6	1	0	1	0
-	-	-	-	-
12	1	4	5	8
-	-	-	-	-
2	0	0	0	0
-	-	-	-	-
1	0	0	0	7
-	-	-	-	-
21	2	4	6	8
-	-	-	-	-
-	-	-	-	-
15	5	9	14	6

MACKENZIE 15 MACEACHERN


LEFT WING

St. Louis Blues, 2012 NHL Draft, 67th Overall (3rd Rd.)

6-3 203 | March 9, 1994 | Troy, Michigan | Shoots Left

STATISTICS AND HIGHLIGHTS

Last Game: Dec. 1 at RFD | Last Goal: Nov. 24 at MIL | Last Assist: N/A | Streak: N/A



2017-18

- Delivered first goal of the season -- the game-winner -- on Nov. 3 at Grand Rapids
- Skated in Wolves season opener Oct. 6 at TEX

2016-17

- Appeared in 55 AHL games for Chicago during rookie campaign
- Collected 5 goals and 6 assists for 11 points
- Made AHL debut on Oct. 14 in home state of Michigan against Grand Rapids
- Registered first pro goal on Dec. 3 against versus Iowa
- Made Calder Cup Playoffs debut on April 20 at Charlotte
- Nabbed first two pro postseason points (goal, assist) on May 5 against Grand Rapids

NOTABLES

- Skated three seasons at Michigan State University (2014-17)

PAUL 17 THOMPSON

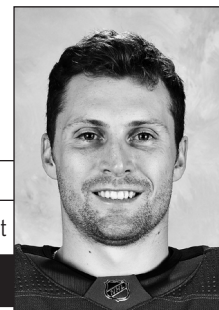
RIGHT WING

Undrafted; Signed with Vegas (NHL) on July 1, 2017

6-1 204 | November 20, 1988 | Methuen, Massachusetts | Shoots Right

STATISTICS AND HIGHLIGHTS

Last Game: Dec. 1 at RFD | Last Goal: Nov. 24 at MIL | Last Assist: Dec. 1 at RFD | Streak: N/A



2017-18

- Named Wolves captain on Nov. 19 and recorded team's first short-handed goal of season later that day at Rockford
- Recorded team season-high 9 shots on Oct. 27 at Grand Rapids

2016-17

- Logged 3 assists through 21 NHL games with the Florida Panthers
- Registered first NHL point on Dec. 10 versus Vancouver
- Finished second in team scoring with 42 points (19G, 23A) through 51 AHL games with the Springfield Thunderbirds
- On June 10, traded with Graham Black to Florida in exchange for a 2018 second-round draft pick

NOTABLES

- 2015 AHL All-Star
- Skated four seasons at the University of New Hampshire (2007-11)
- Hockey East Player of the Year (2010-11); Hockey East First Team All-Star (2010-11); Hockey East scoring champion (2010-11)

REGULAR SEASON

SEASON	CLUB	LEAGUE	GP	G	A	PTS	PIM	GP	G	A	PTS	PIM
2012-13	Chicago Steel	USHL	50	8	13	21	35	-	-	-	-	-
2013-14	Michigan State Univ.	NCAA	36	8	4	12	14	-	-	-	-	-
2014-15	Michigan State Univ.	NCAA	35	11	15	26	10	-	-	-	-	-
2015-16	Michigan State Univ.	NCAA	37	14	16	30	20	-	-	-	-	-
2016-17	Chicago	AHL	55	5	6	11	8	10	2	1	3	4
2017-18	Chicago	AHL	17	2	0	2	13	-	-	-	-	-
AHL TOTALS			72	7	6	13	21	10	2	1	3	4
NCAA TOTALS			109	33	35	68	44	-	-	-	-	-
USHL TOTALS			50	8	13	21	35	-	-	-	-	-

PLAYOFFS

REGULAR SEASON

SEASON	CLUB	LEAGUE	GP	G	A	PTS	PIM	GP	G	A	PTS	PIM
2007-08	Univ. of New Hamp.	NCAA	35	6	6	12	22	-	-	-	-	-
2008-09	Univ. of New Hamp.	NCAA	27	4	5	9	22	-	-	-	-	-
2009-10	Univ. of New Hamp.	NCAA	39	19	20	39	24	-	-	-	-	-
2010-11	Wilkes-Barre Scranton	AHL	6	1	2	3	2	4	0	1	1	2
	Univ. of New Hamp.	NCAA	39	28	24	52	30	-	-	-	-	-
2011-12	Wilkes-Barre/Scranton	AHL	67	10	15	25	37	12	2	1	3	2
	Wheeling	ECHL	1	1	1	2	0	-	-	-	-	-
2012-13	Wilkes-Barre/Scranton	AHL	58	20	9	29	84	15	3	3	6	21
2013-14	Springfield	AHL	30	4	4	8	50	5	0	0	0	5
	Wilkes-Barre/Scranton	AHL	39	4	3	7	50	-	-	-	-	-
2014-15	Albany	AHL	73	33	22	55	67	-	-	-	-	-
2015-16	New Jersey	NHL	3	0	0	0	2	-	-	-	-	-
	Albany	AHL	56	13	22	35	96	10	3	1	4	16
2016-17	Florida	NHL	21	0	3	3	22	-	-	-	-	-
	Springfield	AHL	51	19	23	42	57	-	-	-	-	-
2017-18	Chicago	AHL	20	5	6	11	16	-	-	-	-	-
NHL TOTALS			24	0	3	3	24	-	-	-	-	-
AHL TOTALS			400	108	104	212	455	46	8	6	14	46
ECHL TOTALS			1	1	1	2	0	-	-	-	-	-
NCAA TOTALS			140	57	55	161	100	-	-	-	-	-

T.J. 18 TYNAN

COLUMBUS BLUE JACKETS, 2011 NHL DRAFT, 66TH OVERALL (3RD RD.)

5-8 165 | February 25, 1992 | Orland Park, Illinois | Shoots Right

STATISTICS AND HIGHLIGHTS

Last Game: Dec. 1 at RFD | Last Goal: Nov. 26 vs. IA | Last Assist: Nov. 19 at RFD | Streak: N/A



2017-18

- Produced a four-game point streak Nov. 12-19
- Registered first goal for Wolves in victory on Nov. 3 at Grand Rapids
- Scored first point for Wolves (an assist) on Oct. 7 at TEX
- Made Wolves debut Oct. 6 at TEX

NOTABLES

- 2016 Calder Cup champion with Lake Erie Monsters
- 2016 AHL All-Star
- Attended the University of Notre Dame for four years (2010-14)
- 2011 NCAA Rookie of the Year

2016-17

- Third consecutive 40-point AHL season with 41 points (12G, 29A) through 72 games with the Cleveland Monsters
- Finished second in Cleveland team scoring behind only Sonny Milano (18-29-47)
- Made NHL debut with the Columbus Blue Jackets on March 7 against New Jersey


KEEGAN 20 KOLESAR

CALGARY FLAMES, 2007 NHL DRAFT, 116TH OVERALL (4TH RD.)

6-6 223 | June 11, 1989 | Rouleau, Saskatchewan | Shoots Left

STATISTICS AND HIGHLIGHTS

Last Game: Dec. 1 at RFD | Last Goal: N/A | Last Assist: Nov. 19 at RFD | Streak: N/A



2017-18

- Posted first AHL point on Nov. 19 at Rockford when he set up Paul Thompson's game-tying short-handed goal.
- Made pro debut Oct. 6 with Chicago

NOTABLES

- Skated four full seasons with Seattle in the WHL

2016-17

- Traded to Vegas in exchange for a second-round draft pick on June 24 during the NHL Draft
- Paced all Seattle Thunderbirds skaters with 101 penalty minutes and ranked fourth in team scoring with 60 points (26G, 34A) through 54 games
- Led the Thunderbirds to their first WHL championship with 31 points (12G, 19A) through 19 WHL Playoff contests
- Held to just a single goal through three Memorial Cup games

REGULAR SEASON

SEASON	CLUB	LEAGUE	GP	G	A	PTS	PIM
2009-10	Des Moines	USHL	60	17	55	72	55
2010-11	Univ. of Notre Dame	NCAA	44	23	31	54	36
2011-12	Univ. of Notre Dame	NCAA	39	13	28	41	38
2012-13	Univ. of Notre Dame	NCAA	41	10	19	28	28
2013-14	Springfield	AHL	3	0	0	0	2
	Univ. of Notre Dame	NCAA	40	8	30	38	30
2014-15	Springfield	AHL	75	13	35	48	48
2015-16	Lake Erie	AHL	76	6	40	46	38
2016-17	Columbus	NHL	3	0	0	0	0
	Cleveland	AHL	72	12	29	41	34
2017-18	Chicago	AHL	20	2	8	10	0
NHL TOTALS			3	0	0	0	0
AHL TOTALS			246	33	112	145	122
NCAA TOTALS			164	54	107	161	132
USHL TOTALS			60	17	55	72	55

PLAYOFFS

GP	G	A	PTS	PIM
-	-	-	-	-
-	-	-	-	-
-	-	-	-	-
-	-	-	-	-
-	-	-	-	-
-	-	-	-	-
17	1	5	6	8
-	-	-	-	-
-	-	-	-	-
-	-	-	-	-

REGULAR SEASON

SEASON	CLUB	LEAGUE	GP	G	A	PTS	PIM
2012-13	Seattle	WHL	1	0	0	0	0
2013-14	Seattle	WHL	60	2	6	8	45
2014-15	Seattle	WHL	64	19	19	38	85
2015-16	Seattle	WHL	64	30	31	61	107
2016-17	Seattle	WHL	54	26	34	60	101
2017-18	Chicago	AHL	17	0	1	1	13
	Quad City	ECHL	3	1	2	3	2
AHL TOTALS			17	0	1	1	13
ECHL TOTALS			3	1	2	3	2
WHL TOTALS			250	27	31	58	232

PLAYOFFS

GP	G	A	PTS	PIM
2	0	0	0	0
9	0	2	2	2
-	-	-	-	-
16	7	8	15	8
19	12	19	31	37
4	0	1	1	0

SCOOTER VAUGHAN

21 FORWARD

Undrafted; Re-signed with Chicago (AHL) on July 25, 2017

6-1 202 | April 8, 1989 | Placentia, California | Shoots Right

STATISTICS AND HIGHLIGHTS

Last Game: Nov. 11 vs. SA | Last Goal: N/A | Last Assist: N/A | Streak: N/A



2017-18

- Made season debut on Oct. 22 vs. Tucson

2016-17

- Appeared in 60 regular-season contests and recorded 12 points (6G, 6A)
- Played 250th career AHL game on April 9 against Rockford at Allstate Arena
- Recorded AHL career-low with 31 penalty minutes
- Skated in first career Calder Cup Playoff game on May 5 against Grand Rapids and collected 1 assist through five postseason contests

NOTABLES

- Skates as both forward and defenseman
- Spent four seasons at the University of Michigan (2007-11)

WADE MEGAN

22 CENTER

Florida Panthers, 2009 NHL Draft, 138th Overall (5th Rd.)

6-1 194 | July 22, 1990 | Canton, New York | Shoots Left

STATISTICS AND HIGHLIGHTS

Last Game: Dec. 1 at RFD | Last Goal: Nov. 26 vs. IA (2) | Last Assist: Nov. 25 vs. RFD | Streak: N/A



2017-18

- Produced two goals on Nov. 26 vs. Iowa
- Recalled from loan by St. Louis on Nov. 18
- Skated in one NHL game for the St. Louis Blues
- Loaned to Chicago on Oct. 19 and posted two assists in Wolves season debut on Oct. 21

2016-17

- Finished second on Wolves – fourth in AHL – in scoring with 66 points (33G, 33A) through 73 games
- Recorded first pro hat trick Dec. 28 at Rockford
- Made NHL debut with St. Louis on Dec. 22 at Tampa Bay and scored first NHL goal
- Shattered previous AHL career-highs in points, goals and assists
- Appeared in five of 10 Wolves Calder Cup Playoff games and recorded an assist
- Earned Willie Marshall Award as AHL's leading regular-season goal-scorer
- Named to AHL First All-Star Team

NOTABLES

- Made professional debut with San Antonio (AHL) on March 28, 2013, against Grand Rapids
- Served as captain during senior season with Boston University Terriers (2013)

REGULAR SEASON

SEASON	CLUB	LEAGUE	GP	G	A	PTS	PIM
2007-08	Univ. of Michigan	NCAA	33	0	4	4	27
2008-09	Univ. of Michigan	NCAA	25	0	5	5	29
2009-10	Univ. of Michigan	NCAA	35	2	4	6	18
2010-11	Univ. of Michigan	NCAA	44	14	10	24	45
2011-12	Wheeling	ECHL	20	1	5	6	21
2012-13	South Carolina	ECHL	50	6	14	20	75
2013-14	Bridgeport	AHL	51	9	7	16	43
	South Carolina	ECHL	20	2	6	8	41
2014-15	Bridgeport	AHL	71	9	7	16	102
2015-16	Chicago	AHL	68	3	11	14	56
2016-17	Chicago	AHL	60	6	6	12	31
2017-18	Chicago	AHL	3	0	0	0	0
AHL TOTALS			253	27	31	58	232
ECHL TOTALS			90	9	25	34	137
NCAA TOTALS			137	16	23	39	119

PLAYOFFS

GP	G	A	PTS	PIM
-	-	-	-	-
-	-	-	-	-
-	-	-	-	-
-	-	-	-	-
-	-	-	-	-
4	1	0	1	2
-	-	-	-	-
-	-	-	-	-
4	0	1	1	0
-	-	-	-	-
4	1	0	1	2
-	-	-	-	-

REGULAR SEASON

SEASON	CLUB	LEAGUE	GP	G	A	PTS	PIM
2009-10	Boston University	NCAA	35	5	7	12	22
2010-11	Boston University	NCAA	39	8	5	13	32
2011-12	Boston University	NCAA	39	20	9	29	57
2012-13	San Antonio	AHL	13	1	0	1	0
	Boston University	NCAA	30	20	9	29	50
2013-14	San Antonio	AHL	43	11	6	17	18
	Cincinnati	ECHL	16	13	7	20	11
2014-15	San Antonio	AHL	59	8	5	13	44
	Cincinnati	ECHL	5	4	3	7	12
2015-16	Portland	AHL	75	14	9	23	53
2016-17	St. Louis	NHL	3	1	0	1	0
	Chicago	AHL	73	33	33	66	57
2017-18	St. Louis	NHL	1	0	0	0	0
	Chicago	AHL	15	2	4	6	12
NHL TOTALS			4	1	0	1	0
AHL TOTALS			278	69	57	126	184
ECHL TOTALS			21	17	10	27	23
NCAA TOTALS			151	53	30	83	161

PLAYOFFS

GP	G	A	PTS	PIM
-	-	-	-	-
-	-	-	-	-
-	-	-	-	-
-	-	-	-	-
-	-	-	-	-
22	10	3	13	12
3	0	0	0	0
-	-	-	-	-
5	0	0	0	10
-	-	-	-	-
5	0	1	1	4
-	-	-	-	-
13	0	1	1	14
22	10	3	13	12
-	-	-	-	-

TOBIAS LINDBERG


25 RIGHT WING

Ottawa Senators, 2013 NHL Draft, 102nd Overall (4th Rd.)

6-3 | 215 | July 22, 1995 | Stockholm, Sweden | Shoots Left

STATISTICS AND HIGHLIGHTS

Last Game: Dec. 1 at RFD | Last Goal: N/A | Last Assist: Nov. 3 at GR | Streak: N/A



2017-18

- Recorded first point with Wolves (an assist) in 2-0 win on Nov. 3 at Grand Rapids
- Made Wolves debut on Oct. 14 vs. Ontario
- Traded to Vegas on Oct. 6 with 2018 draft pick in exchange for goaltender Calvin Pickard

2016-17

- Skated in 44 AHL games with the Toronto Marlies and collected 16 points (6G, 10A)

NOTABLES

- Made NHL debut with the Toronto Maple Leafs on March 31, 2016, at Buffalo and skated in five more games
- 2015 Memorial Cup and J. Ross Robertson Cup (OHL) champion with Oshawa Generals

BRYCE GERVAIS


26 FORWARD

Undrafted; Signed with Chicago (AHL) on May 9, 2016

5-9 | 175 | February 26, 1992 | Battleford, Saskatchewan | Shoots Left

STATISTICS AND HIGHLIGHTS

Last Game: Nov. 25 vs. RFD | Last Goal: N/A | Last Assist: N/A | Streak: N/A



2017-18

- Made season debut on Oct. 7 at TEX

2016-17

- First full season of professional hockey; skated in 60 regular-season games for the Wolves and nabbed 21 points (13G, 8A).
- Tied second among team rookies in goal scoring and was one of 14 skaters to collected at least 20 points during the regular season.
- Dressed for eight postseason games and recorded an assist.

NOTABLES

- In second full season with the Wolves
- Made AHL debut on March 25, 2016, with Chicago
- Skated four seasons at Minnesota State University Mankato

REGULAR SEASON

SEASON	CLUB	LEAGUE	GP	G	A	PTS	PIM
2012-13	Djurgardens IF	Swe-1	5	0	1	1	0
2013-14	Djurgardens IF	Swe-1	3	0	0	0	0
2014-15	Oshawa	OHL	67	32	46	78	14
2015-16	Toronto	NHL	6	0	2	2	4
	Toronto	AHL	22	6	6	12	12
	Binghamton	AHL	34	5	17	22	8
2016-17	Toronto	AHL	44	6	10	16	34
2017-18	Chicago	AHL	16	0	1	1	10
NHL TOTALS			6	0	2	2	4
AHL TOTALS			116	17	34	51	64
OHL TOTALS			67	32	46	78	14
Swe-1 TOTALS			8	0	1	1	0

PLAYOFFS

GP	G	A	PTS	PIM
-	-	-	-	-
-	-	-	-	-
21	7	12	19	8
-	-	-	-	-
3	0	0	0	2
-	-	-	-	-
-	-	-	-	-
-	-	-	-	-
-	-	-	-	-
3	0	0	0	2
21	7	12	19	8
-	-	-	-	-

REGULAR SEASON


SEASON	CLUB	LEAGUE	GP	G	A	PTS	PIM
2010-11	Salmon Arm	BCHL	58	29	22	51	49
2011-12	Salmon Arm	BCHL	20	16	11	27	23
	Penticton	BCHL	39	26	22	48	18
2012-13	Minn. St. Univ. Mankato	NCAA	41	8	5	13	26
2013-14	Minn. St. Univ. Mankato	NCAA	41	16	10	26	61
2014-15	Minn. St. Univ. Mankato	NCAA	40	27	9	36	18
2015-16	Chicago	AHL	10	4	2	6	2
	Minn. St. Univ. Mankato	NCAA	41	16	10	26	48
2016-17	Chicago	AHL	60	13	8	21	37
2017-18	Chicago	AHL	10	0	0	0	8
AHL TOTALS			80	17	10	27	47
NCAA TOTALS			163	67	34	101	153
BCHL TOTALS			117	71	55	126	90

PLAYOFFS

GP	G	A	PTS	PIM
15	4	4	8	14
-	-	-	-	-
15	6	5	11	19
-	-	-	-	-
-	-	-	-	-
-	-	-	-	-
-	-	-	-	-
-	-	-	-	-
8	0	1	1	7
-	-	-	-	-
8	0	1	1	7
-	-	-	-	-
30	10	9	19	33

6-0 | 183 | April 10, 1991 | Toronto, Ontario | Shoots Left

Chicago Blackhawks, 2009 NHL Draft, 59th Overall (2nd Rd.)



Last Game: Dec. 1 at RFD | **Last Goal:** Dec. 1 at RFD | **Last Assist:** Dec. 1 at RFD | **Streak:** 2-Gm Pt (G, 4A)

- Handed out three assists on Nov. 26 vs. Iowa
- Delivered five (2G, 3A) during four-game point streak Nov. 17-24
- Posted four points (1G, 3A) during three-game point streak to open season
- Made Wolves debut Oct. 6 at TEX


- Made NHL debut Oct. 9, 2010, and has skated in 226 NHL contests
- Ranked second in goals on 2014-15 Florida Panthers with 22 tallies
- AHL's 2012-13 leading scorer with 75 points (22G, 53A) in 76 games
- Spent one season at Rensselaer Polytechnic Institute (2009-10)
- Two-time AHL All-Star (2012, 2014) and one-time event MVP (2014)

- Skated in 60 NHL games and collected 18 points (8G, 10A) with New York Rangers

REGULAR SEASON								PLAYOFFS				
SEASON	CLUB	LEAGUE	GP	G	A	PTS	PIM	GP	G	A	PTS	PIM
2009-10	R.P.I.	NCAA	39	11	32	43	67	-	-	-	-	-
2010-11	Chicago	NHL	1	0	0	0	0	-	-	-	-	-
	Rockford	AHL	70	12	31	43	50	-	-	-	-	-
2011-12	Chicago	NHL	5	0	2	2	0	-	-	-	-	-
	Rockford	AHL	66	23	33	56	36	-	-	-	-	-
2012-13	Chicago	NHL	1	0	0	0	0	-	-	-	-	-
	Rockford	AHL	76	22	53	75	72	-	-	-	-	-
2013-14	Chicago	NHL	28	6	5	11	6	-	-	-	-	-
	Florida	NHL	21	7	7	14	2	-	-	-	-	-
	Rockford	AHL	26	11	15	26	10	-	-	-	-	-
2014-15	Florida	NHL	49	22	2	24	14	-	-	-	-	-
2015-16	Anaheim	NHL	9	3	2	5	0	-	-	-	-	-
	Florida	NHL	52	11	13	24	30	-	-	-	-	-
2016-17	N.Y. Rangers	NHL	60	8	10	18	25	-	-	-	-	-
2017-18	Chicago	AHL	14	6	10	16	10	-	-	-	-	-
	NHL TOTALS		226	57	41	98	77	-	-	-	-	-
	AHL TOTALS		252	74	142	216	178	-	-	-	-	-
	NCAA TOTALS		39	11	32	43	67	-	-	-	-	-

6-1 195 | July 25, 1994 | Grand Rapids, Minnesota | Shoots Left

New York Islanders, 2012 NHL Draft, 185th Overall (7th Rd.)



Last Game: Dec. 1 at RFD | **Last Goal:** N/A | **Last Assist:** Nov. 25 vs. RFD | **Streak:** N/A

- Made Wolves debut Oct. 6 at TEX and recorded first Wolves point (an assist) that night

- Skated four seasons at the University of Minnesota (2013-17)

- Traded to Vegas Golden Knights on June 22
 - along with the Islanders' 2017 first-round draft pick - in exchange for the selection of Jean-Francois Berube in the expansion draft
- Signed entry-level contract with New York Islanders on March 28
- Made professional debut with Bridgeport Sound Tigers on March 31 against Lehigh Valley and collected first two pro points (G, A)
- Appeared in all 38 games for the University of Minnesota Gophers
- Tallied collegiate career highs in points (38), assists (27) and blocked shots (88)
- Served as a Gophers alternate captain for second season
- Named Big Ten Defensive Player of the Year and First-team All-Big Ten

REGULAR SEASON								PLAYOFFS				
SEASON	CLUB	LEAGUE	GP	G	A	PTS	PIM	GP	G	A	PTS	PIM
2011-12	Omaha	USHL	10	0	1	1	2	-	-	-	-	-
2012-13	Omaha	USHL	12	0	2	2	0	-	-	-	-	-
2013-14	Univ. of Minnesota	NCAA	28	3	4	7	8	-	-	-	-	-
2014-15	Univ. of Minnesota	NCAA	36	3	8	11	0	-	-	-	-	-
2015-16	Univ. of Minnesota	NCAA	37	6	12	18	14	-	-	-	-	-
2016-17	Bridgeport	NHL	6	2	1	3	2	-	-	-	-	-
	Univ. of Minnesota	NCAA	38	5	27	32	16	-	-	-	-	-
2017-18	Chicago	AHL	20	0	5	5	8					
	AHL TOTALS		25	2	6	8	10	-	-	-	-	-
	NCAA TOTALS		139	17	51	68	38	-	-	-	-	-
	USHL TOTALS		22	0	3	3	2	-	-	-	-	-

BRETT

29

STERLING

LEFT WING

Atlanta Thrashers, 2003 NHL Draft, 145th Overall (5th Rd.)


5-7

177

April 24, 1984

Los Angeles, California

Shoots Left



STATISTICS AND HIGHLIGHTS

Last Game: Dec. 1 at RFD | Last Goal: Dec. 1 at RFD | Last Assist: N/A | Streak: N/A

2016-17

- Appeared in 61 games and tallied 29 points (11G, 18A) with Wolves
- Awarded 2017 Dan Snyder Man of the Year Award, given to player who demonstrates outstanding dedication to Chicago community
- Finished season as AHL's leading active goal-scorer with 235 goals
- Moved within 5 points of Jason Krog for No. 4 spot on Wolves franchise scoring list
- Ended season in No. 7 spot on franchise games-played list and moved into No. 6 spot on all-time assists list
- In fifth Calder Cup Playoffs run, skated in four games and collected 2 points (G, A)

NOTABLES

- No. 2 goal-scorer in Wolves history (182 goals)
- No. 5 on Wolves franchise scoring list (341 pts)
- 2008 Calder Cup champion with Wolves
- 2007 AHL Rookie of the Year
- Led AHL in goal scoring with 55 goals during 2006-07 season
- Three-time AHL All-Star (2007, 08, 10) and one-time event MVP (2007)
- Helped U.S. to first gold medals in U18s (2002) and World Juniors (2004)

REGULAR SEASON

SEASON	CLUB	LEAGUE	GP	G	A	PTS	PIM
2000-01	U.S. Nat'l Dev. Team	--	60	36	26	62	66
2001-02	U.S. Nat'l Dev. Team	--	50	29	19	48	36
2002-03	Colorado College	NCAA	36	27	11	38	30
2003-04	Colorado College	NCAA	30	16	12	28	40
2004-05	Colorado College	NCAA	43	34	29	63	74
2005-06	Colorado College	NCAA	41	31	24	55	66
2006-07	Chicago	AHL	77	55	42	97	96
2007-08	Atlanta	NHL	13	1	2	3	14
	Chicago	AHL	70	38	33	71	116
2008-09	Atlanta	NHL	6	1	0	1	2
	Chicago	AHL	52	16	23	39	84
2009-10	Chicago	AHL	55	34	22	56	38
2010-11	Pittsburgh	NHL	7	3	2	5	16
	Wilkes-Barre/Scranton	AHL	65	27	26	53	88
2011-12	St. Louis	NHL	4	0	0	0	0
	Peoria	AHL	54	22	26	48	74
	Portland	AHL	19	8	6	14	30
2012-13	Chicago	AHL	48	24	21	45	50
2013-14	HV71	SHL	43	11	9	20	28
	Örebro HK	SHL	5	1	2	3	4
2014-15	EC Salzburg	EBEL	49	23	28	51	100
2015-16	EC Salzburg	EBEL	46	33	16	49	119
2016-17	Chicago	AHL	61	11	18	29	40
2017-18	Chicago	AHL	9	4	0	4	4
NHL TOTALS			30	5	4	9	32
AHL TOTALS			510	239	217	456	620
EBEL TOTALS			95	56	44	100	221
SHL TOTALS			48	12	11	23	32
NCAA TOTALS			150	108	76	184	210
NTDP TOTALS			110	65	45	110	102

PLAYOFFS

GP	G	A	PTS	PIM
-	-	-	-	-
-	-	-	-	-
-	-	-	-	-
-	-	-	-	-
-	-	-	-	-
15	7	5	12	24
-	-	-	-	-
16	3	5	8	18
-	-	-	-	-
9	4	6	19	4
-	-	-	-	-
12	2	4	6	10
-	-	-	-	-
-	-	-	-	-
5	1	0	1	0
13	10	11	21	26
17	8	4	12	71
4	1	1	2	6
-	-	-	-	-
56	18	21	39	62
30	18	15	33	97
5	1	0	1	0
-	-	-	-	-
-	-	-	-	-

KASIMIR

31

KASKISUO

GOALTENDER

Undrafted; Signed with Toronto Maple Leafs on March 28, 2016


6-3

194

October 2, 1993

Vantaa, Finland

Catches Left



STATISTICS AND HIGHLIGHTS

Last Game: Nov. 25 vs. RFD | Last Win: Nov. 25 vs. RFD | Last Shutout: Nov. 3 at GR | Win Streak: N/A

2017-18

- Earned first Wolves win with a 33-save shutout in 2-0 victory on Nov. 3 at Grand Rapids
- Loaned to Wolves Oct. 23 by Toronto
- Appeared in a single game with the Toronto Marlies
- Backstopped the Orlando Solar Bears for two games

NOTABLES

- Made professional debut on April 1, 2016, with Toronto (AHL) against Syracuse
- Spent two seasons with the University of Minnesota Duluth
- Prior to coming to North America, spent four seasons in the Jokerit (2009-13) junior program

2016-17

- Appeared in 17 games - including 10 Calder Cup Playoff contests - with the Marlies
- Spent majority of season ECHL level with Solar Bears and backstopped them for 32 games

REGULAR SEASON

SEASON	CLUB	LEAGUE	GP	W	L	T/SOL	MIN	GA	SO	GAA
2013-14	Minnesota	NAHL	32	21	6	5	1,951	48	9	1.48
2014-15	Univ. of Minn. Duluth	NCAA	36	18	14	3	2,114	81	1	2.30
2015-16	Toronto	AHL	2	1	0	1	125	5	0	2.40
	Univ. of Minn. Duluth	NCAA	39	19	15	5	2,350	75	5	1.92
2016-17	Toronto	AHL	7	5	1	0	391	12	1	1.84
	Orlando	ECHL	32	14	11	2	1,842	106	1	3.45
2017-18	Chicago	AHL	9	2	6	1	527	25	1	2.85
	Toronto	AHL	1	1	0	0	60	1	0	1.00
	Orlando	ECHL	2	1	1	0	123	8	0	3.91
AHL TOTALS			19	9	7	2	1,103	43	2	2.34
ECHL TOTALS			34	15	12	5	1,965	114	1	3.48
NCAA TOTALS			75	37	29	8	4,464	156	6	2.10
NAHL TOTALS			32	21	6	5	1,951	48	9	1.48

PLAYOFFS

GP	W	L	MIN	GA	SO	GAA
5	-	-	-	-	-	1.75
-	-	-	-	-	-	-
-	-	-	-	-	-	-
-	-	-	-	-	-	-
10	5	3	564	25	0	2.66
-	-	-	-	-	-	-
-	-	-	-	-	-	-
10	5	3	564	25	0	2.66
-	-	-	-	-	-	-
-	-	-	-	-	-	-
5	-	-	-	-	-	1.75

IVAN

32

BARBASHEV

CENTER

St. Louis Blues, 2014 NHL Draft, 33rd Overall (2nd Rd.)


6-0

187

December 14, 1995

Moscow, Russia

Shoots Left



STATISTICS AND HIGHLIGHTS

Last Game: Dec. 1 at RFD | Last Goal: Nov. 19 at RFD | Last Assist: Nov. 25 vs. RFD | Streak: N/A

2017-18

- Posted four points (2G, 2A) in first three Wolves appearances Oct. 25-28
- Loaned to Chicago (AHL) on Oct. 22
- Held scoreless through six games with the St. Louis Blues

NOTABLES

- Skated three seasons with the Moncton Wildcats

2016-17

- Skated in 30 NHL contests and accrued 12 points (5G, 7A)
- Collected first NHL goal Feb. 7 vs. Ottawa
- Made NHL debut Jan. 26 vs. Minnesota
- Missed 30 NHL games due to injury and recall but still finished six (37) in Wolves team scoring and fourth in goals (19)
- Appeared in six Stanley Cup Playoff games with St. Louis

CHRIS

36

CASTO

DEFENSE

Undrafted; Signed with Vegas (NHL) on July 1, 2017


6-1

203

December 27, 1991

Stillwater, Minnesota

Shoots Right



STATISTICS AND HIGHLIGHTS

Last Game: Dec. 1 at RFD | Last Goal: N/A | Last Assist: Oct. 6 at TEX | Streak: N/A

2017-18

- Returned to lineup on Nov. 17 after missing seven games due to injury
- Made Wolves debut Oct. 6 at TEX and handed out an assist

NOTABLES

- Skated two seasons at the University of Minnesota Duluth (2011-13)

2016-17

- After five seasons with the Boston Bruins organization, signed as free agent with the Vegas Golden Knights on July 1
- Skated in 59 AHL games for the Providence Bruins and collected 12 points (G, 11A)
- Appeared in 16 Calder Cup Playoff contests and collected 5 points (G, 4A) with Providence

REGULAR SEASON										PLAYOFFS				
SEASON	CLUB	LEAGUE	GP	G	A	PTS	PIM	GP	G	A	PTS	PIM		
2012-13	Moncton	QMJHL	68	18	44	62	36	5	1	2	3	0		
2013-14	Moncton	QMJHL	48	25	43	68	27	6	4	6	10	8		
2014-15	Moncton	QMJHL	57	45	50	95	59	16	13	11	24	14		
2015-16	Chicago	AHL	65	10	18	28	15	-	-	-	-	-		
2016-17	St. Louis	NHL	30	5	7	12	2	6	0	0	0	2		
	Chicago	AHL	46	19	18	37	14	2	0	0	0	0		
2017-18	St. Louis	NHL	6	0	0	0	0							
	Chicago	AHL	14	3	3	6	6							
NHL TOTALS			36	5	7	12	2	2	0	0	0	2		
AHL TOTALS			125	32	39	71	35	-	-	-	-	-		
QMJHL TOTALS			173	88	137	225	122	27	18	19	37	22		

REGULAR SEASON										PLAYOFFS				
SEASON	CLUB	LEAGUE	GP	G	A	PTS	PIM	GP	G	A	PTS	PIM		
2010-11	Lincoln	USHL	58	6	19	25	40	2	0	0	0	0		
2011-12	Univ. of Minnesota-Duluth	NCAA	41	2	11	13	14	-	-	-	-	-		
2012-13	Providence	AHL	4	0	0	0	0	-	-	-	-	-		
	Univ. of Minnesota-Duluth	NCAA	36	3	6	9	16	-	-	-	-	-		
2013-14	Providence	AHL	52	3	8	11	23	12	0	2	2	13		
	South Carolina	ECHL	1	0	0	0	0	-	-	-	-	-		
2014-15	Providence	AHL	62	1	11	12	35	5	0	0	0	2		
2015-16	Providence	AHL	68	7	16	23	47	3	0	1	1	5		
2016-17	Providence	AHL	59	1	11	12	40	16	1	4	5	16		
2017-18	Chicago	AHL	12	0	1	1	4							
AHL TOTALS			257	12	47	59	149	36	1	7	8	36		
ECHL TOTALS			1	0	0	0	0	-	-	-	-	-		
NCAA TOTALS			77	5	17	22	30	-	-	-	-	-		
USHL TOTALS			58	6	19	25	40	2	0	0	0	0		

JAKE WALMAN

37 DEFENSE

St. Louis Blues, 2014 NHL Draft, 82nd Overall (3rd Rd.)

6-1 | 202 | February 20, 1996 | Toronto, Ontario | Shoots Left

STATISTICS AND HIGHLIGHTS

Last Game: Dec. 1 at RFD | Last Goal: Nov. 19 at RFD | Last Assist: Nov. 24 at MIL | Streak: N/A



2017-18

- Handed out two assists on Oct. 27 at Grand Rapids for his first points of the season

2016-17

- Skated in 15 games - including 8 postseason - with Chicago Wolves and collected 6 points (4G, 2A)
- Made professional debut on April 1 against Cleveland and scored first goal in second game on April 2 versus Charlotte
- Calder Cup Playoffs debut on April 20 against Charlotte and netted first postseason goal on April 21
- During junior season at Providence College, appeared in all 39 games for Friars and registered 25 points (7G, 18A)
- Served as an alternate captain and led all Providence skaters with 146 shots on goal
- Named First Team Hockey East All-Star and All-New England All-Star
- Earned spot on CCM All-American Second Team

NOTABLES

- NCAA national champion with Providence College
- Two-time NCAA All-American

TOMAS HYKA

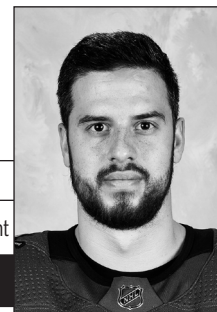
38 RIGHT WING

Los Angeles Kings, 2012 NHL Draft, 171st Overall (6th Rd.)

5-11 | 160 | March 23, 1993 | Mlada Boleslav, Czech Republic | Shoots Right

STATISTICS AND HIGHLIGHTS

Last Game: Nov. 12 vs. MIL | Last Goal: Oct. 21 vs. TUC | Last Assist: Oct. 28 vs. MIL | Streak: N/A



2017-18

- Notched a three-game point streak (4A) from Oct. 25-28
- Posted a three-game goal streak from Oct. 7-21
- Scored first North American pro goal Oct. 7 at TEX
- Made Wolves debut Oct. 6 at TEX

2016-17

- Racked up 38 points (17G, 21A) in 48 games for Mlada Boleslav
- Averaged a point per game in the postseason with 4 goals and an assist for Mlada Boleslav BK

NOTABLES

- Spent previous seasons skating in his native country for Mlada Boleslav (2014-17)
- Skated two seasons with Gatineau in the QMJHL (2011-13)

REGULAR SEASON

SEASON	CLUB	LEAGUE	GP	G	A	PTS	PIM
2013-14	Toronto	OJHL	43	7	26	33	87
2014-15	Providence College	NCAA	41	1	15	16	44
2015-16	Providence College	NCAA	27	13	15	28	20
2016-17	Chicago	AHL	7	2	1	3	2
	Providence College	NCAA	39	7	18	25	42
2017-18	Chicago	AHL	19	1	5	6	8
AHL TOTALS			26	3	6	9	10
NCAA TOTALS			107	21	48	69	106
OJHL TOTALS			43	7	26	33	87

PLAYOFFS

GP	G	A	PTS	PIM
-	-	-	-	-
-	-	-	-	-
-	-	-	-	-
8	2	1	3	2
-	-	-	-	-
8	2	1	3	2
-	-	-	-	-
-	-	-	-	-

REGULAR SEASON

SEASON	CLUB	LEAGUE	GP	G	A	PTS	PIM
2010-11	Mlada Boleslav	Czech	13	1	0	1	6
2011-12	Gatineau	QMJHL	50	20	44	64	30
2012-13	Gatineau	QMJHL	49	20	34	54	24
2013-14	Farjestads	SweHL	40	4	5	9	6
	Vasteras	Swe-1	3	1	0	1	2
2014-15	Mlada Boleslav	Czech	22	7	3	10	10
2015-16	Mlada Boleslav	Czech	47	12	18	30	22
2016-17	Mlada Boleslav	Czech	48	17	21	38	8
2017-18	Chicago	AHL	12	3	4	7	0
AHL TOTALS			12	3	4	7	0
Czech TOTALS			130	37	42	79	46
SweHL TOTALS			40	4	5	9	6
Swe-1 TOTALS			3	1	0	1	2
QMJHL TOTALS			99	40	78	118	54

PLAYOFFS

GP	G	A	PTS	PIM
-	-	-	-	-
4	1	1	2	0
10	2	2	4	8
-	-	-	-	-
-	-	-	-	-
9	2	1	3	6
10	3	1	4	2
5	4	1	5	6
25	9	3	12	12
-	-	-	-	-
-	-	-	-	-
14	3	3	6	8

MICHAEL LEIGHTON

49 GOALTENDER

6-3 186 | May 19, 1981 | Petrolia, Ontario | Catches Left

Chicago Blackhawks, 1999 NHL Draft, 165th Overall (6th Rd.)



STATISTICS AND HIGHLIGHTS

Last Game: Dec. 1 at RFD | Last Win: N/A | Last Shutout: N/A | Win Streak: N/A

2017-18

- Made Wolves debut on Nov. 24 at Milwaukee

NOTABLES

- Leads AHL with 49 career shutouts
- Five-time AHL All-Star
- Selected by the Chicago Blackhawks in the sixth round, 165th overall, of the 1999 NHL Draft
- Made NHL debut on Jan. 8, 2003 against Phoenix Coyotes
- Appeared in 2010 Stanley Cup Final against Blackhawks

REGULAR SEASON

SEASON	CLUB	LEAGUE	GP	W	L	T/SOL	MIN	GA	SO	GAA
1998-99	Windsor	OHL	28	4	17	2	1,389	112	0	4.84
1999-00	Windsor	OHL	42	17	17	2	2,272	118	1	3.12
2000-01	Windsor	OHL	54	32	13	5	3,035	138	2	2.73
2001-02	Norfolk	AHL	52	27	16	8	3,114	111	6	2.14
2002-03	Chicago	NHL	8	2	3	2	447	21	1	2.82
	Norfolk	AHL	36	18	13	5	2,184	91	4	2.50
2003-04	Chicago	NHL	35	6	18	8	1,987	99	2	2.99
	Norfolk	AHL	18	10	7	1	1,081	33	1	1.83
2004-05	Norfolk	AHL	41	20	16	3	2,318	78	7	2.02
2005-06	Rochester	AHL	40	15	22	1	2,316	23	2	3.21
2006-07	Nashville	NHL	1	-	-	-	20	2	0	6.07
	Philadelphia	NHL	4	2	2	0	195	12	0	3.70
	Philadelphia	AHL	5	2	0	2	270	7	0	1.56
	Portland	AHL	16	8	6	1	962	37	2	2.31
2007-08	Carolina	NHL	3	1	1	0	158	7	0	2.66
	Albany	AHL	58	28	25	4	3,451	121	7	2.10
2008-09	Carolina	NHL	19	6	7	2	1,029	50	0	2.92
2009-10	Carolina	NHL	7	1	4	0	350	25	0	4.28
	Philadelphia	NHL	27	16	5	2	1,449	60	1	2.48
2010-11	Philadelphia	NHL	1	1	0	0	60	4	0	4.00
	Adirondack	AHL	30	14	12	3	1,783	66	5	2.22
2011-12	Adirondack	AHL	56	28	26	1	3,237	139	2	2.58
2012-13	Philadelphia	NHL	1	0	1	0	59	5	0	5.08
	Adirondack	AHL	2	1	1	0	119	4	0	2.02
2013-14	Donbass	KHL	42	20	15	6	2,448	71	6	1.74
2014-15	Rockford	AHL	42	22	13	4	2,391	90	5	2.26
2015-16	Chicago	NHL	1	-	-	-	39	1	0	1.52
	Rockford	AHL	46	28	8	8	2,585	105	5	2.44
2016-17	Carolina	NHL	4	2	2	0	212	12	0	3.42
	Charlotte	AHL	23	11	7	0	1,326	48	3	2.17
2017-18	Chicago	AHL	3	0	0	3	181	12	0	3.97
	Syracuse	AHL	9	3	3	2	476	24	0	3.03
NHL TOTALS			110	37	43	14	6,004	298	4	2.98
AHL TOTALS			477	235	175	67	27,794	1,090	49	2.35
KHL TOTALS			42	20	15	6	2,448	71	6	1.74
OHL TOTALS			124	53	47	9	6,696	368	3	3.30

PLAYOFFS

GP	W	L	MIN	GA	SO	GAA
3						7.50
12						3.12
9						3.12
4						2.02
-	-	-	-	-	-	-
4						1.75
-	-	-	-	-	-	-
4						0.57
-	-	-	-	-	-	-
-	-	-	-	-	-	-
-	-	-	-	-	-	-
-	-	-	-	-	-	-
7						1.18
-	-	-	-	-	-	-
-	-	-	-	-	-	-
14						2.46
2						3.43
-	-	-	-	-	-	-
-	-	-	-	-	-	-
-	-	-	-	-	-	-
8						2.57
8						2.59
-	-	-	-	-	-	-
-	-	-	-	-	-	-
-	-	-	-	-	-	-
1						1.15
-	-	-	-	-	-	-
16	8	4	827	35	3	2.54
28	-	-	-	-	-	-
8	-	-	-	-	-	-
24	-	-	-	-	-	3.40

	#3 Pulkkinen (LW)					#4 Lindbohm (D)					#5 Osipov (D)					#6 Reinhart (D)					#7 Morrison (D)					#8 Wong (RW)					#10 Garrison (D)					#14 Bennett (RW)					#15 MacEachern (LW)							
	G	A	Pts	PIM	+/-	G	A	Pts	PIM	+/-	G	A	Pts	PIM	+/-	G	A	Pts	PIM	+/-	G	A	Pts	PIM	+/-	G	A	Pts	PIM	+/-	G	A	Pts	PIM	+/-	G	A	Pts	PIM	+/-								
10/06/17 @ TEX L, 5-6	1	2	3	0	3	0	0	0	0	-3	DNP					VGK (NHL)					0	0	0	0	-1	0	0	0	0	-2	VGK (NHL)					0	0	0	4	-2	0	0	0	2	-1			
10/07/17 @ TEX OTL, 5-6	0	2	2	0	0	0	0	0	0	2	DNP					VGK					0	0	0	2	1	1	0	1	0	0	VGK					1	1	2	0	0	DNP							
10/14/17 vs. ONT W, 5-2	1	3	4	2	0	0	0	0	2	0	DNP					VGK					0	1	1	2	1	0	0	0	0	0	VGK					0	0	0	0	0	0	0	0	2	0			
10/21/17 vs. TUC L, 3-4	0	0	0	0	0	0	0	0	0	1	0	0	0	0	1	VGK					0	0	0	0	0	0	0	0	6	-1	VGK					0	1	1	2	0	0	0	0	0	-2			
10/22/17 vs. TUC W (OT), 2-1	2	0	2	0	2	0	0	0	0	0	DNP					VGK					DNP					DNP					VGK					0	0	0	0	-1	0	0	0	0	0	0		
10/25/17 vs. MB L, 1-3	0	0	0	2	-1	0	0	0	0	0	DNP					VGK					DNP					0	0	0	2	0	VGK					STL (NHL)					0	0	0	0	0	0		
10/27/17 @ GR L, 3-5	1	0	1	2	-1	0	0	0	0	0	DNP					0	0	0	0	-1	DNP					0	0	0	0	-1	VGK					STL					DNP							
10/28/17 vs. MIL W, 2-1	1	0	1	2	1	0	0	0	2	0	DNP					0	0	0	0	1	DNP					0	0	0	0	-1	DNP					STL					0	0	0	0	0	0		
11/03/17 @ GR W, 2-0	0	0	0	0	0	0	0	0	2	1	QC (ECHL)					0	0	0	0	0	DNP					0	0	0	0	0	0	0	0	0	1	STL					1	0	1	2	1			
11/08/17 @ MIL L, 0-3	0	0	0	0	0	0	0	0	2	-1	QC					0	0	0	0	-1	DNP					0	0	0	0	-1	0	0	0	0	-1	STL					0	0	0	0	-1			
11/11/17 vs. SA L, 1-2	0	1	1	0	1	0	0	0	2	-1	QC					0	0	0	0	0	0	0	0	0	QC (ECHL)					0	0	0	0	0	STL					0	0	0	0	0	0			
11/12/17 @ MIL L, 2-3	0	1	1	2	0	0	1	1	0	1	QC					0	0	0	0	-2	DNP					QC					0	0	0	0	-2	STL					0	0	0	5	0			
11/15/17 @ MB L, 2-3	0	0	0	2	-1	0	0	0	0	1	QC					0	0	0	2	0	DNP					QC					0	0	0	0	-2	0	0	0	0	-1	0	0	0	0	-1			
11/17/17 @ MB L, 4-6	0	1	1	0	-1	0	0	0	0	0	QC					DNP					0	0	0	2	0	QC					1	1	2	0	-2	0	3	3	0	-1	0	0	0	0	0			
11/19/17 @ RFD SOL, 3-4	0	0	0	0	-1	0	0	0	2	1	QC					DNP					DNP					QC					0	0	0	0	0	0	0	0	0	-2	0	0	0	2	0			
11/21/17 vs. TEX OTL, 1-2	0	1	1	0	-1	0	0	0	0	-1	QC					DNP					DNP					0	0	0	2	0	0	1	1	0	0	0	0	0	-2	0	0	0	0	0				
11/24/17 @ MIL OTL, 2-3	0	0	0	0	-1	0	0	0	0	0	QC					DNP					DNP					0	0	0	0	0	0	0	1	1	0	0	0	1	1	0	1	0	1					
11/25/17 vs. RFD W, 4-3	0	1	1	2	-1	1	1	2	2	2	QC					DNP					0	1	1	0	0	DNP					1	0	1	2	3	0	1	1	0	1	0	0	0	0				
11/26/17 vs. IA L, 4-6	1	0	1	0	2	0	0	0	2	-2	QC					DNP					0	0	0	2	1	0	0	0	0	-2	0	1	1	0	2	0	2	2	0	-1	DNP							
12/01/17 @ RFD OTL, 3-4	1	1	2	2	-1	0	0	0	0	0	QC					DNP					0	1	1	0	-2	0	0	0	0	0	0	0	-2	0	0	0	0	-2	0	1	1	0	-1	0	0	0	0	0
12/02/17 vs. GR																																																
12/06/17 vs. SD																																																
12/08/17 @ CLE																																																
12/09/17 @ CLE																																																
12/12/17 @ RFD																																																
12/15/17 @ GR																																																
12/16/17 vs. IA																																																
12/17/17 vs. MIL																																																
12/21/17 vs. GR																																																
12/22/17 @ RFD																																																
12/27/17 @ MIL																																																
12/29/17 @ MIL																																																
12/30/17 vs. RFD																																																
01/01/18 @ IA																																																
01/03/18 vs. CLE																																																

	#17 Thompson (RW)					#18 Tynan (C)					#20 Kolesar (RW)					#21 Vaughan (F)					#22 Megan (C)					#23 Matteau (C)					#25 Lindberg (RW)					#26 Gervais (F)					#27 Pirri (C)						
	G	A	Pts	PIM	+/-	G	A	Pts	PIM	+/-	G	A	Pts	PIM	+/-	G	A	Pts	PIM	+/-	G	A	Pts	PIM	+/-	G	A	Pts	PIM	+/-	G	A	Pts	PIM	+/-	G	A	Pts	PIM	+/-							
10/07/17 @ TEX L, 5-6	0	0	0	2	-3	0	0	0	0	-1	0	0	0	5	-1	DNP					STL (NHL)					0	0	0	0	-2	DNP					DNP					0	1	1	0	3		
10/07/17 @ TEX OTL, 5-6	0	1	1	2	0	0	1	1	0	0	0	0	0	0	0	DNP					STL					0	1	1	0	-1	DNP					0	0	0	2	0	0	1	1	0	0		
10/14/17 vs. ONT W, 5-2	1	1	2	0	0	0	1	1	0	0	QC (ECHL)					DNP					STL					0	0	0	0	0	0	0	0	0	0	0	DNP					1	1	2	0	0	
10/21/17 vs. TUC L, 3-4	1	0	1	0	0	0	0	0	0	-1	0	0	0	2	-1	DNP					0	2	2	0	0	0	0	0	0	0	2	0	DNP					DNP									
10/22/17 vs. TUC W (OT), 2-1	0	0	0	2	1	0	0	0	0	-1	DNP					0	0	0	0	0	0	0	0	0	2	1	0	0	0	2	1	0	0	0	2	0	0	0	0	0	0	0	0	0			
10/25/17 vs. MB L, 1-3	0	0	0	0	0	0	0	0	0	0	0	0	0	0	0	DNP					0	1	1	0	1	0	0	0	0	0	0	0	0	0	0	0	0	0	0	0	0	0	0				
10/27/17 @ GR L, 3-5	0	0	0	0	-1	0	0	0	0	-1	0	0	0	2	0	0	0	0	0	0	-1	0	0	0	0	0	0	0	0	0	0	0	0	0	0	0	0	0	0	0	0	2	0				
10/28/17 vs. MIL W, 2-1	0	0	0	0	1	0	1	1	0	1	0	0	0	0	0	DNP					0	0	0	0	-1	0	0	0	2	-1	0	0	0	0	0	0	DNP					DNP					
11/03/17 @ GR W, 2-0	0	0	0	0	1	1	0	1	0	1	0	0	0	0	0	DNP					0	0	0	0	0	0	0	0	0	0	0	0	1	1	2	2	0	0	0	0	1	DNP					
11/08/17 @ MIL L, 0-3	0	0	0	0	0	0	0	0	0	0	0	0	0	0	0	DNP					0	0	0	2	0	0	0	0	0	0	0	0	0	0	2	-1	DNP					0	0	0	4	0	
11/11/17 vs. SA L, 1-2	0	0	0	0	-2	0	0	0	0	-2	0	0	0	0	0	0	0	0	0	0	0	0	0	2	1	0	0	0	0	-2	DNP					DNP					1	0	1	0	1		
11/12/17 @ MIL L, 2-3	1	0	1	0	0	0	1	1	0	0	0	0	0	2	0	DNP					0	0	0	2	0	0	0	0	0	0	0	0	0	0	0	0	0	0	0	0	0	0	0	0	-1		
11/15/17 @ MB L, 2-3	0	1	1	2	2	0	2	2	0	2	0	0	0	0	0	DNP					0	0	0	-1	2	0	2	0	2	0	0	0	0	0	0	0	0	0	0	0	0	0	0	-1			
11/17/17 @ MB L, 4-6	0	0	0	2	-1	0	1	1	0	-1	0	0	0	2	0	DNP					DNP					1	0	1	0	0	0	0	0	0	0	0	0	0	0	0	0	0	0	0	0	-2	
11/19/17 @ RFD SOL, 3-4	1	1	2	0	2	0	1	1	0	1	0	1	1	0	0	DNP					DNP					0	0	0	2	-1	0	0	0	0	0	0	0	0	0	0	0	0	0	0	0	0	0
11/21/17 vs. TEX OTL, 1-2	0	0	0	2	0	0	0	0	0	0	0	0	0	0	0	DNP					0	0	0	0	0	0	0	0	0	0	0	0	0	0	0	0	DNP					1	0	1	0	-1	
11/24/17 @ MIL OTL, 2-3	1	0	1	0	1	0	0	0	0	0	0	0	0	0	1	DNP					0	0	0	2	-2	0	0	0	2	0	0	0	0	2	1	DNP					0	1	1	0	1		
11/25/17 vs. RFD W, 4-3	0	1	1	2	2	0	0	0	0	0	DNP					DNP					0	1	1	2	-1	1	0	1	0	1	0	0	0	0	0	0	0	0	0	0	0	0	0	0	0		
11/26/17 vs. IA L, 4-6	0	0	0	2	-1	1	0	1	0	-1	0	0	0	0	-1	DNP					2	0	2	0	2	0	0	0	5	-2	0	0	0	0	0	DNP					0	3	3	0	3		
12/01/17 @ RFD OTL, 3-4	0	1	1	0	0	0	0	0	0	1	0	0	0	0	0	DNP					0	0	0	0	-2	VKG (NHL)					0	0	0	0	0	DNP					1	1	2	0	-1		
12/02/17 vs. GR																																															
12/06/17 vs. SD																																															
12/08/17 @ CLE																																															
12/09/17 @ CLE																																															
12/12/17 @ RFD																																															
12/15/17 @ GR																																															
12/16/17 vs. IA																																															
12/17/17 vs. MIL																																															
12/21/17 vs. GR																																															
12/22/17 @ RFD																																															
12/27/17 @ MIL																																															
12/29/17 @ MIL																																															
12/30/17 vs. RFD																																															
01/01/18 @ IA																																															
01/03/18 vs. CLE																																															
01/05/18 vs. MB																																															
01/06/18 vs. GR																																															
01/10/18 @ SD																																															
1st Half Totals	5	6	11	16	2	2	8	10	0	-2	0	1	1	13	-2	0	0	0	0	-1	2	4	6	12	-2	4	1	5	15	-5	0	1	1	10	2	0	0	0	8	0	6	10	16	10	2		
Season Totals	5	6	11	16	2	2	8	10	0	-2	0	1	1	13	-2	0	0	0	0	-1	2	4	6	12	-2	4	1	5	15	-5	0	1	1	10	2	0	0	0	8	0	6	10	16	10	2		

	#28 Bischoff (D)					#29 Sterling (LW)					#30 Leighton (G)						#31 Kaskisuo (G)						#32 Barbashev (C)					#36 Casto (D)					#37 Walman (D)					#38 Hyka (RW)				
	G	A	Pts	PIM	+/-	G	A	Pts	PIM	+/-	W	L	SOL	SO	SHT	SV	W	L	SOL	SO	SHT	SV	G	A	Pts	PIM	+/-	G	A	Pts	PIM	+/-	G	A	Pts	PIM	+/-	G	A	Pts	PIM	+/-
10/06/17 @ TEX L, 5-6	0	1	1	0	1	DNP					SYR (AHL)						TOR (AHL)						STL (NHL)					0	1	1	0	0	0	0	0	0	-1	0	0	0	0	-3
10/07/17 @ TEX OTL, 5-6	0	1	1	0	1	DNP					SYR						TOR						STL					0	0	0	0	-2	0	0	0	0	-2	1	0	1	0	-1
10/14/17 vs. ONT W, 5-2	0	0	0	0	0	DNP					SYR						TOR						STL					0	0	0	4	0	0	0	0	2	-1	1	0	1	0	0
10/21/17 vs. TUC L, 3-4	0	0	0	0	-1	DNP					SYR						ORL (ECHL)						STL					0	0	0	0	-1	DNP					1	0	1	0	1
10/22/17 vs. TUC W (OT), 2-1	0	0	0	0	-1	0	0	0	0	0	SYR						ORL						STL					0	0	0	0	1	0	0	0	0	0	0	0	0	0	-1
10/25/17 vs. MB L, 1-3	0	0	0	2	0	DNP					SYR						0	1	0	0	26	23	1	0	1	0	-1	0	0	0	0	0	0	0	0	0	-2	0	1	1	0	0
10/27/17 @ GR L, 3-5	0	0	0	0	-3	1	0	1	4	-1	SYR						0	1	0	0	40	36	1	1	2	0	-1	DNP					0	2	2	0	0	0	2	2	0	-2
10/28/17 vs. MIL W, 2-1	0	0	0	2	0	0	0	0	0	1	SYR						BACKED UP						0	1	1	2	1	DNP					0	0	0	0	0	0	1	1	0	1
11/03/17 @ GR W, 2-0	0	0	0	0	0	DNP					SYR						1	0	0	1	33	33	0	0	0	0	0	DNP					0	0	0	0	1	0	0	0	0	0
11/08/17 @ MIL L, 0-3	0	0	0	0	0	DNP					SYR						0	1	0	0	37	34	0	0	0	0	-1	DNP					0	0	0	0	-1	0	0	0	0	-1
11/11/17 vs. SA L, 1-2	0	0	0	0	-1	0	0	0	2	0	SYR						0	1	0	0	20	18	0	0	0	0	0	DNP					0	0	0	2	0	0	0	0	0	0
11/12/17 @ MIL L, 2-3	0	0	0	0	1	DNP					SYR						BACKED UP						0	0	0	0	-1	DNP					0	1	1	0	0	0	0	0	0	-1
11/15/17 @ MB L, 2-3	0	0	0	0	1	DNP					ARI (NHL)						0	1	0	0	31	28	0	0	0	2	-1	DNP					0	1	1	2	1	DNP				
11/17/17 @ MB L, 4-6	0	1	1	0	-1	1	0	1	0	0	ARI						0	1	0	0	30	25	DNP					0	0	0	0	-2	0	0	0	0	-1	DNP				
11/19/17 @ RFD SOL, 3-4	0	1	1	0	1	0	0	0	0	0	ARI						BACKED UP						1	0	1	0	0	0	0	0	-1	1	0	1	0	0	DNP					
11/21/17 vs. TEX OTL, 1-2	0	0	0	0	-2	DNP					BACKED UP						0	0	1	0	20	18	0	0	0	0	0	0	0	-1	0	0	0	0	0	DNP						
11/24/17 @ MIL OTL, 2-3	0	0	0	0	-1	DNP					0	0	1	0	27	24	BACKED UP						0	0	0	0	-2	0	0	0	0	0	0	1	1	0	0	DNP				
11/25/17 vs. RFD W, 4-3	0	1	1	2	0	1	0	1	0	2	BACKED UP						1	0	0	0	33	30	0	1	1	0	2	0	0	0	0	0	0	0	2	-1	DNP					
11/26/17 vs. IA L, 4-6	0	0	0	0	-2	0	0	0	0	0	0	1	0	0	22	17	BACKED UP						0	0	0	2	-1	0	0	0	0	-1	0	0	0	0	0	DNP				
12/01/17 @ RFD OTL, 3-4	0	0	0	2	-1	1	0	1	0	0	0	0	1	0	32	28	BACKED UP						0	0	0	0	-1	0	0	0	0	1	0	0	0	0	1	DNP				
12/02/17 vs. GR																																										
12/06/17 vs. SD																																										
12/08/17 @ CLE																																										
12/09/17 @ CLE																																										
12/12/17 @ RFD																																										
12/15/17 @ GR																																										
12/16/17 vs. IA																																										
12/17/17 vs. MIL																																										
12/21/17 vs. GR																																										
12/22/17 @ RFD																																										
12/27/17 @ MIL																																										
12/29/17 @ MIL																																										
12/30/17 vs. RFD																																										
01/01/18 @ IA																																										
01/03/18 vs. CLE																																										
01/05/18 vs. MB																																										
01/06/18 vs. GR																																										
01/10/18 @ SD																																										
1st Half Totals	0	5	5	8	-8	4	0	4	6	2	0	1	2	0	81	69	2	6	1	1	270	245	3	3	6	6	-6	0	1	1	4	-6	1	5	6	8	-6	3	4	7	0	-7
Season Totals	0	5	5	8	-8	4	0	4	6	2	0	1	2	0	81	69	2	6	1	1	270	245	3	3	6	6	-6	0	1	1	4	-6	1	5	6	8	-6	3	4	7	0	-7
											save %		0.852		save %		0.907																									



2017-18

Chicago Wolves Pronunciation Guide

<i>NO.</i>	<i>NAME</i>	<i>PRONUNCIATION</i>
3	Teemu Pulkkinen	TEE-moo PUHL-kih-nuhn
4	Petteri Lindbohm	PEH-tuh-ree LIHND-boom
5	Dmitry Osipov	dih-MEE-tree aw-SEE-pawv
6	Griffin Reinhart	GRIHF-uhn RIGHN-hart
7	Kenney Morrison	KEHN-nee MOHR-ih-suhn
8	Tyler Wong	TIGH-luhr WAWNG
10	Jason Garrison	JAY-suhn GAIR-ih-suhn
14	Beau Bennett	BOH BEH-neht
15	Mackenzie MacEachern	muh-KEHN-zee MAK-EHK-uhrn
17	Paul Thompson	PAWL TAWM-suhn
18	T.J. Tynan	TEE-JAY TIGH-nuhn
20	Keegan Kolesar	KEE-guhn KOHL-uh-sahr
21	Scooter Vaughan	SKOO-tuhr VAWN
22	Wade Megan	WAYD MEE-guhn
25	Tobias Lindberg	toh-BEE-uh LIHND-buhrg
26	Bryce Gervais	BRIGHS zhur-VAY
27	Brandon Pirri	BRAN-duhn PIHR-ee
28	Jake Bischoff	JAYK BIHSH-awf
29	Brett Sterling	BREHT STUHRL-ihng
31	Kasimir Kaskisuo	KAS-ih-mihr kas-KIH-soo-oh
32	Ivan Barbashev	EYE-van bahr-BUH-shev
36	Chris Casto	KRIHS KAS-toh
37	Jake Walman	JAYK WAWL-muhn
38	Tomas Hyka	TAW-muhs HEE-kuh
49	Michael Leighton	MIGH-kuhl LAY-tohn

<i>TITLE</i>	<i>NAME</i>	<i>PRONUNCIATION</i>
Head	Rocky Thompson	RAW-kee TAWM-suhn
Asst.	Chris Dennis	KRIHS DEH-nihs
Asst.	Bobby Nardella	BAW-bee NAWR-dehl-UH



2017-18

Chicago Wolves Roster

FORWARDS [15]

NO.	NAME	POS.	S	HT	WT	DOB	BIRTHPLACE	2016-17 TEAM	GP	G	A	PTS	PIM
3	Teemu Pulkkinen	LW	R	5-10	185	01/02/92	Vantaa, Finland	Arizona (NHL)	4	1	0	1	4
								Minnesota (NHL)	9	1	0	1	2
								Iowa (AHL)	47	18	18	36	36
8	Tyler Wong*	RW	R	5-9	174	02/28/96	Cochrane, Alta.	Lethbridge (WHL)	69	51	58	109	53
14	Beau Bennett	RW	R	6-2	195	11/27/91	Gardena, Calif.	New Jersey (NHL)	65	8	11	19	20
15	Mackenzie MacEachern	LW	L	6-3	205	03/09/94	Troy, Mich.	Chicago (AHL)	55	5	6	11	8
17	Paul Thompson	RW	R	6-1	204	11/30/88	Methuen, Mass.	Florida (NHL)	21	0	3	3	22
								Springfield (AHL)	51	19	23	42	57
18	T.J. Tynan	C	R	5-8	165	02/25/92	Orland Park, Ill.	Columbus (NHL)	3	0	0	0	0
								Cleveland (AHL)	72	12	29	41	34
20	Keegan Kolesar*	RW	R	6-2	219	04/08/97	Winnipeg, Man.	Seattle (WHL)	54	26	34	60	101
21	Scooter Vaughan	F	R	6-1	202	04/08/89	Placentia, Calif.	Chicago (AHL)	60	6	6	12	31
22	Wade Megan	C	L	6-1	191	07/22/90	Canton, N.Y.	St. Louis (NHL)	3	1	0	1	0
								Chicago (AHL)	73	33	33	66	57
25	Tobias Lindberg	RW	L	6-3	215	07/22/95	Stockholm, Sweden	Toronto (AHL)	44	6	10	16	34
26	Bryce Gervais	F	L	5-9	175	02/26/92	Battleford, Sask.	Chicago (AHL)	60	13	8	21	37
27	Brandon Pirri	C	L	6-0	183	04/10/91	Toronto, Ont.	N.Y. Rangers (NHL)	60	8	10	18	25
29	Brett Sterling	LW	L	5-7	177	04/24/84	Los Angeles, Calif.	Chicago (AHL)	61	11	18	29	40
32	Ivan Barbashev	C	L	6-0	187	12/14/95	Moscow, Russia	St. Louis (NHL)	30	5	7	12	2
								Chicago (AHL)	46	19	18	37	14
38	Tomas Hyka	RW	R	5-11	160	03/23/93	Mlada Boleslav, Czech.	Mlada Boleslav (CZE)	48	17	21	38	18

DEFENSEMEN [8]

NO.	NAME	POS	S	HT	WT	DOB	BIRTHPLACE	2016-17 TEAM	GP	G	A	PTS	PIM
4	Petteri Lindbohm	D	L	6-3	210	09/23/93	Helsinki, Finland	St. Louis (NHL)	7	0	0	0	4
								Chicago (AHL)	52	8	8	16	54
5	Dmitry Osipov*	D	R	6-4	234	10/04/96	Moscow, Russia	Brandon (WHL)	31	1	2	3	43
								Vancouver (WHL)	42	1	10	11	39
6	Griffin Reinhart	D	L	6-4	212	01/24/94	North Vancouver, B.C.	Bakersfield (AHL)	54	7	14	21	42
7	Kenney Morrison	D	R	6-2	207	02/13/92	Lloydminster, Alta.	Stockton (AHL)	51	4	8	12	36
10	Jason Garrison	D	L	6-1	218	11/13/84	White Rock, B.C.	Tampa Bay (NHL)	70	1	8	9	14
28	Jake Bischoff*	D	L	6-1	195	07/25/94	Grand Rapids, Minn.	Bridgeport (AHL)	6	2	1	3	2
								Univ. of Minnesota (NCAA)	38	5	27	32	16
36	Chris Casto	D	R	6-1	203	12/27/91	Stillwater, Minn.	Providence (AHL)	59	1	11	12	40
37	Jake Walman*	D	L	6-1	202	02/20/96	Toronto, Ont.	Chicago (AHL)	7	2	1	3	2

GOALTENDERS [2]

NO.	NAME	POS	G	HT	WT	DOB	BIRTHPLACE	2016-17 TEAM	GP	MIN	GAA	REC	SO
31	Kasimir Kaskisuo*	G	L	6-3	194	10/02/93	Vantaa, Finland	Toronto (AHL)	7	391	1.84	5-1-0	1
								Orlando (ECHL)	32	1,842	3.45	14-11-2	1
49	Michael Leighton	G	L	6-3	186	05/19/81	Petrolia, Ont.	Carolina (NHL)	4	212	3.42	2-2-0	0
								Charlotte (AHL)	23	1,326	2.17	11-7-0	3

* rookie