



CENTRAL DIVISION SEMIFINALS

Chicago Wolves Game Notes

CHICAGO at ROCKFORD

APRIL 22, 2018

4 p.m.

AHL LIVE

THIS IS FAMILIAR

On Saturday, the Chicago Wolves fell to the Rockford IceHogs 2-1 at Allstate Arena in Game 1 of the Central Division Semifinals. While unfortunate, a Game 1 loss is not unfamiliar territory for the Wolves. Last season, Chicago elected to kick off its Central Division Semifinals series with the Charlotte Checkers at Bojangles' Coliseum after they had handled Charlotte with a 6-1-0-1 record during the regular season. However, the scrappy Checkers – they earned the Central Division fourth seed by forcing overtime against the Wolves at Allstate Arena on the final day of the regular season – had other plans and gave Chicago more than it bargained for with a 4-0 win in Game 1. The Wolves did not waver long – the next night, Chicago edged Charlotte to head back to Allstate with a 1-1 series and the home-ice advantage. Spoiler: the Wolves won in five games and outscored the Checkers 14-9 through the last four games.

IT'S HOW YOU FINISH

The Chicago Wolves are two-time Calder Cup champions – the first of which they collected in their inaugural American Hockey League season (2001-02). Overall, the Wolves played 25 games through five rounds of playoff hockey. In four of the five rounds, Chicago lost Game 1 and in one series lost the first two games. The only series in which the Wolves did not suffer a Game 1 setback in was the Calder Cup Final against the Bridgeport Sound Tigers – they pulled out a 5-4 overtime win on the road.

ROAD RAGE

In 24 years, the Chicago Wolves have skated in 952 regular-season road games and produced a 465-372-15-46-54 (W-L-T-OTL-SOL) record for .549 points percentage. During the 2017-18 campaign, Chicago finished with a 18-13-5-2 mark – not too shabby. However, the Wolves have not been quite as successful during the postseason with an all-time 49-55 record in playoff road games. But where there's a will there's a way – and the Wolves have managed to get the job done to win championships. In the four seasons that Chicago has captured a Cup, it's needed at maximum seven road wins. In 2000, the club won seven road contests and played exactly half of their 16 games on enemy ice. Their other three championship seasons – 1998, 2002, 2008 – they've only played up to 46 percent of their games on the road and needed just five (1998, 2002) or four (2008) road victories.

YOU'VE BEEN HERE

Saturday's lineup for the Chicago Wolves included three Calder Cup champions and one Stanley Cup title-holder. Forward **Teemu Pulkkinen** – Chicago's lone postseason goal-scorer – helped the Grand Rapids Griffins to their first championship in 2013. Fresh from Finland, Pulkkinen slotted right into the Griffins lineup for their championship run. In 2016, **T.J. Tynan** lifted the Calder Cup as a member of the then-Lake Erie Monsters. Ten years ago, **Brett Sterling** hoisted the Calder Cup as a member of the Wolves. Lastly – but not least – **Beau Bennett** is a Stanley Cup champion as a member of the 2016 Pittsburgh Penguins. Unfortunately, Bennett did not meet the requirements to get his name etched on the chalice, but he was granted a day with the Cup. While Bennett has 21 Stanley Cup Playoff games to his name, Saturday marked the 26-year-old's Calder Cup Playoff debut.

GAME REWIND

SATURDAY, APRIL 21

ROCKFORD 2, (at) CHICAGO 1

- Chicago fell to Rockford in Game 1 of the Central Division Semifinals.
- Forward **Teemu Pulkkinen** scored Chicago's lone goal of the contest and **Oscar Dansk** made 27 saves in his Calder Cup debut.

SUNDAY, APRIL 15

MANITOBA 3, (at) CHICAGO 1

- The Wolves finished their season series with the Moose with a 2-6-0-0 record.
- Captain **Paul Thompson** scored Chicago's goal.
- Goaltender **Oscar Dansk** made 27 saves.

2017-18

TALE OF THE TAPE

REGULAR-SEASON SERIES

6-6-0-0 Rockford | 6-2-3-1 Chicago

LAST MEETING
April 21, 2018

1-0

0-1

SERIES LEADERBOARD

CENTRAL DIVISION SEMIFINALS

ROCKFORD

CHICAGO

| Skater | G | A | Pts | Skater | G | A | Pts |
|------------|---|---|-----|------------|---|---|-----|
| Clendening | 1 | 1 | 2 | Pulkkinen | 1 | 0 | 1 |
| Franson | 0 | 2 | 2 | Leslie | 0 | 1 | 1 |
| Sikura | 1 | 0 | 1 | Tynan | 0 | 1 | 1 |
| DiDomenico | 0 | 1 | 1 | Several at | | | 0 |

REGULAR SEASON

| Skater | G | A | Pts | Skater | G | A | Pts |
|-----------|---|---|-----|-----------|---|----|-----|
| Louis | 4 | 4 | 8 | Pulkkinen | 9 | 5 | 14 |
| Dahlstrom | 0 | 8 | 8 | Tynan | 3 | 7 | 10 |
| Sikura | 4 | 3 | 7 | Bennett | 0 | 10 | 10 |
| Franson | 3 | 3 | 6 | Sterling | 4 | 5 | 9 |

SERIES GAME-BY-GAME

CENTRAL DIVISION SEMIFINALS

| Date | Location | Result | SF-SA | PP | PK |
|-----------|------------------------|--------|-------|-----|-----|
| April 21 | Allstate Arena | L, 1-2 | 32-29 | 1-5 | 4-6 |
| April 22 | BMO Harris Bank Center | - | - | - | - |
| April 26 | Allstate Arena | - | - | - | - |
| April 29* | BMO Harris Bank Center | - | - | - | - |
| April 30* | Allstate Arena | - | - | - | - |

REGULAR SEASON

| Date | Location | Result | SF-SA | PP | PK |
|----------|------------------------|----------|-------|-----|-----|
| Nov. 19 | BMO Harris Bank Center | SOL, 3-4 | 37-40 | 0-3 | 4-4 |
| Nov. 25 | Allstate Arena | W, 4-3 | 38-33 | 0-2 | 5-6 |
| Dec. 1 | BMO Harris Bank Center | OTL, 3-4 | 35-32 | 1-3 | 3-3 |
| Dec. 12 | BMO Harris Bank Center | W, 2-1 | 32-35 | 0-3 | 3-3 |
| Dec. 22 | BMO Harris Bank Center | OTL, 2-3 | 25-31 | 0-4 | 3-3 |
| Dec. 30 | Allstate Arena | W, 6-2 | 31-31 | 2-5 | 4-5 |
| Feb. 3 | Allstate Arena | W, 7-4 | 20-25 | 2-3 | 1-2 |
| March 11 | Allstate Arena | OTL, 1-2 | 24-39 | 1-5 | 4-5 |
| March 17 | Allstate Arena | L, 2-3 | 29-36 | 0-5 | 4-5 |
| March 24 | BMO Harris Bank Center | L, 3-5 | 36-38 | 1-4 | 3-4 |
| April 13 | BMO Harris Bank Center | W, 6-4 | 30-36 | 2-7 | 2-3 |
| April 14 | Allstate Arena | W, 5-4 | 23-41 | 2-6 | 5-7 |

ALL-TIME RECORD BREAKDOWN

CALDER CUP PLAYOFFS

| Year | Series | Home | Road | Overall |
|------|------------------------|------|------|---------|
| 2008 | Western Division Final | 3-1 | 1-2 | 4-3 |
| 2018 | Central Division Semis | 0-1 | 0-0 | 0-1 |

REGULAR SEASON

| Season | Home | Road | Season | Home | Road |
|---------|---------|---------|---------|---------|---------|
| 2007-08 | 5-0-0-0 | 1-3-0-1 | 2013-14 | 5-1-0-0 | 2-3-0-1 |
| 2008-09 | 3-1-0-1 | 1-4-0-0 | 2014-15 | 2-3-0-1 | 2-3-1-0 |
| 2009-10 | 4-1-0-0 | 1-4-0-0 | 2015-16 | 4-2-0-0 | 1-4-0-1 |
| 2010-11 | 2-2-1-0 | 3-1-1-0 | 2016-17 | 5-0-0-1 | 3-3-0-0 |
| 2011-12 | 4-2-0-0 | 2-3-1-0 | 2017-18 | 4-1-1-0 | 2-1-2-1 |
| 2012-13 | 3-3-0-0 | 3-3-0-0 | | | |

Overall Record: 62-48-7-7



CENTRAL DIVISION SEMIFINALS

Chicago Wolves Game Notes

BY THE NUMBERS

3 Special teams powered Game 1 of the Central Division Semifinals as the Chicago Wolves and Rockford IceHogs scored all three of the game's goals on the man-advantage. During the 12-game regular-season series, the Wolves owned a respectable 82 percent penalty-kill rate and the power play was solid with 11 goals for a 22 percent success rate. Rockford was subjectively subpar in both categories only converting 18 percent of the time (nine goals) on the power play and allowing 11 power-play goals for just a 78 percent penalty-kill rate. In Game 1, the tides turned as Rockford netted two power-play markers for a 33 percent success rate and held Chicago to just a single PPG for an 80 percent kill rate. The Wolves looked subpar as they allowed two PPGs for a 67 percent penalty-kill rate and scored one goal on five chances.

7 The Chicago Wolves ended the 2017-18 regular season with their seventh division title as a member of the American Hockey League. Since the Wolves joined the league for the 2001-02 season, they own the most division titles of any team. Along with those seven titles – 2005, 2008, 2010, 2012, 2014, 2017, 2018 – Chicago owns two division banners as member of the late International Hockey League (1998, 1999), so all in all the Wolves have nine titles. That's a division title at least every third season.

8 Three days shy of his 34th birthday, **Brett Sterling** entered his sixth Calder Cup Playoffs ranked No. 8 on the Chicago Wolves' all-time playoff scoring list. Through 45 postseason contests, Sterling owns 16 goals and 17 assists for 33 points. The California native is just four points shy of passing Steve Martins for the No. 7 spot. Overall – including his 12-game run with the Wilkes-Barre/Scranton Penguins in 2011 – Sterling owns 39 points (18G, 21A) in 57 career Calder Cup games.

9 On Saturday, nine of the 19 players in the Chicago Wolves game lineup made their Calder Cup debut. The list includes rookies **Jake Bischoff**, **Nicolas Hague**, **Oscar Dansk**, **Reid Duke** and **Keegan Kolesar**. In their first seasons of North American hockey, **Philip Holm** and **Tomas Hyka** also debuted. More surprisingly, seasoned skaters **Beau Bennett** and **Brandon Pirri** now have Calder Cup statistic lines in their biographies. With 300-plus regular-season hockey games to their names, Bennett and Pirri had never skated in a Calder Cup Playoff game. For the 27-year-old Pirri, Saturday marked his first career postseason game. Bennett has participated in 21 Stanley Cup Playoff games and is considered a Stanley Cup champion as a member of the 2016 Pittsburgh Penguins although he did not meet the requirements to get his name on the Cup.

55 Easily the most seasoned veteran on the Chicago Wolves roster, defenseman **Jason Garrison** leads the playoff experience category with 55 combined American and National Hockey League postseason contests on his resume. The 33-year-old British Columbia native has appeared in 48 Stanley Cup Playoff games and seven Calder Cup contests. In addition to playing six games in the 2015 Stanley Cup Final for Tampa Bay, Garrison also skated seven games against the Pittsburgh Penguins in the 2016 Eastern Conference Final.

UPCOMING GAMES

Central Division Semifinals

2018 Calder Cup Playoffs

| Date | Opponent | Venue | Time |
|--------------------|---------------|------------------------|--------|
| Thursday, April 26 | vs. Rockford* | Allstate Arena | 7 p.m. |
| Sunday, April 29** | at Rockford^ | BMO Harris Bank Center | 4 p.m. |
| Monday, April 30** | vs. Rockford* | Allstate Arena | 7 p.m. |

All times Central

*AHL Live Only

*The U Too

**if necessary

Central Division Semifinals home games will be telecast live on The U Too
Visit ChicagoWolves.com for a complete broadcast schedule; all games stream on AHLLive.com

2017-18

HOME-ROAD CONTRASTS

| Playoffs | Home | Away | Difference |
|----------------|------|------|------------|
| Goals For | 1.00 | 0.00 | 1.00 |
| Goals Against | 2.00 | 0.00 | 2.00 |
| Regular Season | Home | Away | Difference |
| Goals For | 3.37 | 3.05 | 0.32 |
| Goals Against | 2.50 | 2.97 | -0.47 |

RECORD BY DIVISION

| | Record | Win % |
|---------|-----------|-------|
| Central | 32-16-4-3 | .645 |
| Pacific | 10-6-3-1 | .600 |

RECORD BY MONTH

| | Record | Win % |
|----------|---------|-------|
| October | 3-4-1-0 | .438 |
| November | 2-6-2-1 | .318 |
| December | 9-2-2-1 | .750 |
| January | 8-3-1-0 | .708 |
| February | 7-3-0-0 | .700 |
| March | 9-3-1-1 | .714 |
| April | 4-2-0-1 | .643 |

IN OVERTIME (4-7)

| Goaltender | Saves-Shots | SV% |
|------------------|-------------|-------|
| C.J. Motte | 3-3 | 1.000 |
| Oscar Dansk | 19-21 | .905 |
| Max Lagace | 5-6 | .833 |
| Kasimir Kaskisuo | 1-3 | .333 |
| Michael Leighton | 0-2 | .000 |

IN THE SHOOTOUT (3-4)

| Shooter | Goals-Chances | SH% |
|-----------------|---------------|-------|
| Philip Holm | 1-1 | 1.000 |
| Brandon Pirri | 4-6 | .667 |
| T.J. Tynan | 1-2 | .500 |
| Tomas Hyka | 1-5 | .200 |
| Beau Bennett | 0-1 | .000 |
| Stefan Matteau | 0-1 | .000 |
| Teemu Pulkkinen | 0-6 | .000 |
| Goaltender | Saves-Shots | SV% |
| Oscar Dansk | 10-15 | .667 |
| Max Lagace | 1-3 | .333 |
| C.J. Motte | 1-3 | .333 |

RECORD BREAKDOWN

| When the Wolves... | Record |
|---------------------------|-----------|
| score four or more goals | 28-3-1-0 |
| allow two or fewer goals | 25-5-3-1 |
| outshoot their opponent | 18-16-4-2 |
| score first | 32-7-3-1 |
| score a power-play goal | 27-12-4-0 |
| allow a power-play goal | 17-17-3-0 |
| score a short-handed goal | 8-0-0-1 |
| allow a short-handed goal | 4-3-0-0 |
| lead after one period | 21-3-1-1 |
| trail after one period | 7-11-1-2 |
| lead after two periods | 29-1-2-0 |
| trail after two periods | 5-14-4-1 |
| are in a one-goal game | 17-10-7-4 |
| play at home | 24-10-2-2 |
| play on the road | 18-13-5-2 |

CALDER CUP PLAYOFF HIGHS AND LOWS

INDIVIDUAL

GAME-HIGHS

| | | |
|---|-------|----------------------------------|
| Most Goals Scored in a Game | 1 | vs. Rockford |
| Most Goals Allowed in a Game | 2 | vs. Rockford |
| Most Goals Scored in a Period | 1 | 3rd period vs. Rockford |
| Most Goals Allowed in a Period | 1 | 1st, 2nd period vs. Rockford |
| Most Shots On Goal in a Game | 32 | vs. Rockford |
| Most Shots On Goal Allowed in a Game | 29 | vs. Rockford |
| Most Shots On Goal in a Period | 16 | 1st period vs. Rockford |
| Most Shots On Goal Allowed in a Period | 13 | 1st period vs. Rockford |
| Fewest Shots On Goal in a Game | 32 | vs. Rockford |
| Fewest Shots On Goal Allowed in a Game | 29 | vs. Rockford |
| Fewest Shots On Goal in a Period | 8 | 2nd, 3rd period vs. Rockford |
| Fewest Shots On Goal Allowed in a Period | 6 | 3rd period vs. Rockford |
| Most PPG in a Game | 1 | vs. Rockford |
| Most PPG Allowed in a Game | 2 | vs. Rockford |
| Most SHG in a Game | - | |
| Most SHG Against in a Game | - | |
| Longest Winning Streak | - | |
| Longest Home Winning Streak | - | |
| Longest Road Winning Streak | - | |
| Longest Winless Streak | 1 | April 21 |
| Longest Home Winless Streak | 1 | April 21 |
| Longest Road Winless Streak | - | |
| Most PIM in a Game | 12 | vs. Rockford |
| Most Combined PIM in a Game | 22 | vs. Rockford |
| Quickest Wolves Goal from Start of Game | 45:31 | vs. Rockford (Pulkkinen) |
| Quickest Opponent Goal from Start of Game | 9:42 | vs. Rockford |
| Shortest Time Between Two Wolves Goals | - | |
| Shortest Time Between Two Opponent Goals | 12:23 | vs. Rockford (Sikura/Clendening) |
| Shortest Time Between Two Goals | 23:26 | vs. Rockford |
| Largest Margin of Victory | - | |
| Largest Margin of Defeat | 1 | vs. Rockford |
| Largest Crowd at Home | 7,317 | vs. Rockford |
| Hat Tricks | - | |
| Hat Tricks Against | - | |
| Shutouts | - | |
| Shutouts Against | - | |
| Penalty Shots | - | |
| Penalty Shots Against | - | |

[illegible]

| | | |
|---------------|--------------------|---------------------|
| Points | 1. Teemu Pulkkinen | 1 vs. RFD, April 21 |
| | Zac Leslie | 1 vs. RFD, April 21 |
| | T.J. Tynan | 1 vs. RFD, April 21 |

| | | |
|--------------|--------------------|---------------------|
| Goals | 1. Teemu Pulkkinen | 1 vs. RFD, April 21 |
|--------------|--------------------|---------------------|

| | | |
|----------------|---------------|---------------------|
| Assists | 1. Zac Leslie | 1 vs. RFD, April 21 |
| | T.J. Tynan | 1 vs. RFD, April 21 |

| | | |
|------------|--------------------|---------------------|
| PIM | 1. Teemu Pulkkinen | 4 vs. RFD, April 21 |
| | 2. Beau Bennett | 2 vs. RFD, April 21 |
| | Nicolas Hague | 2 vs. RFD, April 21 |
| | Tomas Hyka | 2 vs. RFD, April 21 |
| | Zac Leslie | 2 vs. RFD, April 21 |
| | Brett Sterling | 2 vs. RFD, April 21 |

| | | |
|------------|---------------|---------------------|
| +/- | 1. Several at | 0 vs. RFD, April 21 |
|------------|---------------|---------------------|

| | | |
|--------------|--------------------|---------------------|
| Shots | 1. Teemu Pulkkinen | 6 vs. RFD, April 21 |
| | 2. Philip Holm | 4 vs. RFD, April 21 |
| | 3. Brandon Pirri | 3 vs. RFD, April 21 |
| | Paul Thompson | 3 vs. RFD, April 21 |
| | 5. Five at | 2 vs. RFD, April 21 |

| | | |
|--------------|----------------|----------------------|
| Saves | 1. Oscar Dansk | 27 vs. RFD, April 21 |
|--------------|----------------|----------------------|

April 21
April 21
April 21
April 21

April 21
April 21

April 21
April 21

2017-18

REGULAR-SEASON HIGHS AND LOWS

| | | |
|---|--------|--|
| Most Goals Scored in a Game | 7 | vs. Iowa |
| Most Goals Allowed in a Game | 7 | vs. Rockford |
| Most Goals Scored in a Period | 4 | at Iowa |
| | | 2nd period at San Antonio |
| | | 2nd period vs. Rockford |
| | | 2nd period vs. Grand Rapids |
| Most Goals Allowed in a Period | 5 | 1st period at Iowa |
| Most Shots On Goal in a Game | 45 | vs. Texas |
| Most Shots On Goal Allowed in a Game | 41 | vs. Rockford |
| | | at Grand Rapids |
| | | at Grand Rapids |
| Most Shots On Goal in a Period | 21 | 1st period vs. Texas |
| Most Shots On Goal Allowed in a Period | 22 | 3rd period at Grand Rapids |
| Fewest Shots On Goal in a Game | 20 | vs. Rockford |
| Fewest Shots On Goal Allowed in a Game | 16 | vs. San Diego |
| Fewest Shots On Goal in a Period | 3 | 3rd period at Texas |
| | | 3rd period at Grand Rapids |
| Fewest Shots On Goal Allowed in a Period | 2 | 3rd period vs. Cleveland |
| | | 1st period vs. Cleveland |
| Most PPG in a Game | 3 | at Grand Rapids |
| | | vs. Cleveland |
| | | vs. Ontario |
| Most PPG Allowed in a Game | 3 | at Iowa |
| | | vs. Cleveland |
| | | vs. Iowa |
| Most SHG in a Game | 2 | vs. Iowa (Tynan, 2) |
| Most SHG Against in a Game | 1 | vs. Milwaukee (Gaudreau) |
| | | vs. Iowa (Mitchell) |
| | | vs. Rockford (Sikura) |
| | | vs. San Antonio (Petryk) |
| | | at Tucson (Sislo) |
| | | vs. Tucson (Merkley) |
| | | vs. Tucson (Mermis) |
| Longest Winning Streak | 6 | Feb. 25-March 9 |
| | | Dec. 9-21 |
| Longest Home Winning Streak | 13 | Dec. 6-Feb. 15 |
| Longest Road Winning Streak | 7 | Feb. 25-March 22 |
| Longest Winless Streak | 8 | Nov. 8-21 |
| Longest Home Winless Streak | 3 | March 10-17 |
| | | Nov. 11-21 |
| Longest Road Winless Streak | 7 | Nov. 8-Dec. 8 |
| Most PIM in a Game | 32 | vs. Grand Rapids |
| Most Combined PIM in a Game | 64 | at Grand Rapids |
| Quickest Wolves Goal from Start of Game | 0:24 | vs. Texas (Gervais) |
| Quickest Opponent Goal from Start of Game | 0:41 | at Rockford (Fortin) |
| Shortest Time Between Two Wolves Goals | 0:22 | at Bakersfield (Matteau/Thompson) |
| Shortest Time Between Two Opponent Goals | 0:13 | vs. Grand Rapids (Campbell/Russo) |
| Shortest Time Between Two Goals | 0:09 | at Manitoba (Garrison/Roslovic) |
| Largest Margin of Victory | 5 | vs. Bakersfield |
| Largest Margin of Defeat | 4 | at Iowa |
| Largest Crowd at Home | 15,426 | vs. Texas |
| Hat Tricks this Year | 4 | vs. Milwaukee (Matteau) |
| | | vs. Manitoba (Pirri) |
| | | vs. Iowa (Tynan) |
| | | at Texas (Tuch) |
| Hat Tricks Against this Year | 2 | vs. Manitoba (Robinson) |
| | | at Grand Rapids (Lorito) |
| Shutouts this Year | 4 | at San Antonio (Dansk, 28 saves) |
| | | vs. Grand Rapids (Kaskisuo, 32 saves) |
| | | at Cleveland (Leighton, 24 saves) |
| | | at Grand Rapids (Kaskisuo, 33 saves) |
| Shutouts Against this Year | 2 | at Manitoba (Comrie, 33 saves) |
| | | at Milwaukee (Lindback, 29 saves) |
| Penalty Shots this Year | 2 | vs. Manitoba (Pirri goal vs. Hutchinson) |
| | | vs. Iowa (Thompson miss vs. Svedberg) |
| Penalty Shots Against this Year | 1 | vs. Rockford (Pelletier miss vs. Dansk) |

2017-18

INDIVIDUAL
GAME-HIGHS

| | | |
|----------------|-------------------|----------------------|
| March 18 | | |
| Feb. 3 | | |
| April 6 | | |
| March 6 | | |
| Feb. 3 | | |
| Dec. 21 | | |
| April 6 | | |
| Feb. 27 | | |
| April 14 | | |
| Feb. 21 | | |
| Oct. 27 | | |
| Feb. 27 | | |
| Feb. 21 | | |
| Feb. 3 | | |
| Dec. 6 | | |
| March 3 | | |
| Nov. 3 | | |
| Feb. 18 | | |
| Jan. 3 | | |
| Feb. 21 | | |
| Feb. 15 | | |
| Oct. 14 | | |
| April 6 | | |
| Feb. 15 | | |
| Dec. 16 | | |
| Dec. 16 | | |
| April 7 | | |
| March 28 | | |
| March 17 | | |
| Feb. 17 | | |
| Jan. 27 | | |
| Oct. 22 | | |
| Oct. 21 | | |
| Dec. 2 | | |
| Dec. 15 | | |
| Feb. 27 | | |
| Dec. 22 | | |
| Jan. 12 | | |
| Dec. 21 | | |
| Nov. 17 | | |
| Jan. 20 | | |
| April 6 | | |
| Feb. 27 | | |
| Feb. 2 | | |
| Jan. 5 | | |
| Dec. 16 | | |
| Oct. 6 | | |
| Jan. 5 | | |
| Oct. 27 | | |
| March 2 | | |
| Jan. 6 | | |
| Dec. 9 | | |
| Nov. 3 | | |
| Feb. 24 | | |
| Nov. 8 | | |
| Jan. 5 | | |
| Nov. 26 | | |
| March 11 | | |
| Points | 1. Beau Bennett | 4 at SA, March 6 |
| | T.J. Tynan | 4 vs. BAK, Jan. 20 |
| | Tomas Hyka | 4 at GR, Dec. 15 |
| | Teemu Pulkkinen | 4 vs. ONT, Oct. 14 |
| | Alex Tuch | 4 at TEX, Oct. 6 |
| | 6. Several at | 3 |
| Goals | 1. Stefan Matteau | 3 vs. MIL, Feb. 2 |
| | Brandon Pirri | 3 vs. MB, Jan. 5 |
| | T.J. Tynan | 3 vs. IA, Dec. 16 |
| | Alex Tuch | 3 at TEX, Oct. 6 |
| | 5. Several at | 2 |
| Assists | 1. T.J. Tynan | 4 vs. BAK, Jan. 20 |
| | 2. Tomas Hyka | 3 vs. RFD, April 14 |
| | Beau Bennett | 3 vs. IA, March 18 |
| | Zac Leslie | 3 vs. IA, March 18 |
| | T.J. Tynan | 3 vs. RFD, Feb. 3 |
| | Tomas Hyka | 3 at BAK, Jan. 12 |
| | Beau Bennett | 3 at GR, Dec. 15 |
| | Brandon Pirri | 3 vs. IA, Nov. 26 |
| | Beau Bennett | 3 at MB, Nov. 17 |
| | Teemu Pulkkinen | 3 vs. ONT, Oct. 14 |
| PIM | 1. Paul Thompson | 17 at SD, Jan. 10 |
| | Scooter Vaughan | 17 vs. GR, Dec. 2 |
| | 3. Wade Megan | 15 at GR, Dec. 15 |
| | 4. Paul Thompson | 12 at IA, Feb. 9 |
| +/- | 1. T.J. Tynan | +4 vs. BAK, Jan. 20 |
| | 2. Jake Bischoff | +3 vs. MIL, April 7 |
| | Beau Bennett | +3 at IA, April 6 |
| | Teemu Pulkkinen | +3 at IA, April 6 |
| | Jason Garrison | +3 at MIL, March 9 |
| | Beau Bennett | +3 at SA, March 6 |
| | Jake Bischoff | +3 at SA, March 6 |
| | Jake Bischoff | +3 at TEX, March 3 |
| | Kevin Lough | +3 vs. TEX, Feb. 27 |
| | Wade Megan | +3 vs. CLE, Feb. 18 |
| | Jake Bischoff | +3 vs. CLE, Jan. 21 |
| | Jason Garrison | +3 vs. BAK, Jan. 20 |
| | Teemu Pulkkinen | +3 vs. BAK, Jan. 20 |
| | Jake Walman | +3 vs. RFD, Dec. 30 |
| | T.J. Tynan | +3 vs. IA, Dec. 16 |
| | Wade Megan | +3 vs. IA, Dec. 16 |
| | Chris Casto | +3 vs. IA, Dec. 16 |
| | Beau Bennett | +3 at GR, Dec. 15 |
| | Brett Sterling | +3 at GR, Dec. 15 |
| | Brandon Pirri | +3 vs. IA, Nov. 26 |
| | Brandon Pirri | +3 at TEX, Oct. 6 |
| | Teemu Pulkkinen | +3 at TEX, Oct. 6 |
| Shots | 1. T.J. Tynan | 10 vs. IA, Dec. 16 |
| | 2. Paul Thompson | 9 at GR, Oct. 27 |
| | 3. Keegan Kolesar | 8 at GR, Feb. 21 |
| | Wade Megan | 8 vs. BAK, Jan. 20 |
| | Beau Bennett | 8 vs. TEX, Nov. 21 |
| | Shea Theodore | 8 vs. MB, Oct. 25 |
| Saves | 1. Max Lagace | 39 at CLE, March 22 |
| | Oscar Dansk | 39 at GR, Feb. 21 |
| | 3. Max Lagace | 37 vs. RFD, April 14 |
| | Oscar Dansk | 37 vs. RFD, March 11 |
| | Kasimir Kaskisuo | 37 at MB, Feb. 24 |

PERSONNEL TRANSACTIONS

| | | | | | |
|----------|--------|--|----------|--------|---|
| 05/17/17 | Add | Tyler Wong (RW) signed to SPC by Chicago (AHL) | 12/10/17 | Delete | Michael Leighton (G) recalled from loan by Arizona (NHL) |
| 07/25/17 | Add | Scooter Vaughan (D) signed to SPC by Chicago (AHL) | 12/13/17 | Delete | Kenney Morrison (D) loaned to Quad City (ECHL) |
| 07/27/17 | Add | Kenney Morrison (D) signed to SPC by Chicago (AHL) | 12/13/17 | Add | Stefan Matteau (C) returned on loan by Vegas (NHL) |
| 09/20/17 | Add | Brock Trotter (C) signed to PTO by Chicago (AHL) | 12/13/17 | Add | Brett Sterling (LW) re-signed to PTO by Chicago (AHL) |
| 09/24/17 | Add | Dmitry Osipov (D) signed to SPC by Chicago (AHL) | 12/18/17 | Delete | Tomas Hyka (RW) recalled from loan by Vegas (NHL) |
| 09/25/17 | Add | Jake Bischoff (D) loaned from Vegas (NHL) | 12/19/17 | Add | Tomas Hyka (RW) returned on loan by Vegas (NHL) |
| 09/25/17 | Add | Oscar Dansk (G) loaned from Vegas (NHL) | 12/30/17 | Add | Kenney Morrison (D) recalled from loan by Chicago (AHL) |
| 09/25/17 | Add | Max Lagace (G) loaned from Vegas (NHL) | 12/30/17 | Delete | Kenney Morrison (D) released from SPC |
| 09/25/17 | Add | Keegan Kolesar (RW) loaned from Vegas (NHL) | 01/03/18 | Delete | Conner Bleackley (C) reassigned by St. Louis (NHL) to Tulsa (ECHL) |
| 09/26/17 | Add | Paul Thompson (RW) loaned from Vegas (NHL) | 01/06/18 | Delete | Jake Walman (D) recalled from loan by St. Louis (NHL) |
| 09/26/17 | Add | T.J. Tynan (C) loaned from Vegas (NHL) | 01/08/18 | Add | Jake Walman (D) returned on loan by St. Louis (NHL) |
| 09/27/17 | Add | Conner Bleackley (C) loaned from St. Louis (NHL) | 01/09/18 | Add | Ivan Barbashev (C) returned on loan by St. Louis (NHL) |
| 09/27/17 | Add | Mackenzie MacEachern (RW) loaned from St. Louis (NHL) | 01/09/18 | Add | Vince Dunn (D) loaned from St. Louis (NHL) |
| 09/28/17 | Add | Beau Bennett (RW) loaned from St. Louis (NHL) | 01/14/18 | Delete | Vince Dunn (D) recalled from loan by St. Louis (NHL) |
| 09/28/17 | Add | Petteri Lindbohm (D) loaned from St. Louis (NHL) | 01/14/18 | Delete | Ivan Barbashev (C) recalled from loan by St. Louis (NHL) |
| 09/28/17 | Add | Stefan Matteau (C) loaned from Vegas (NHL) | 01/16/18 | Delete | Jason Garrison (D) recalled from loan by Vegas (NHL) |
| 10/02/17 | Add | Jake Walman (D) loaned from St. Louis (NHL) | 01/17/18 | Delete | Keegan Kolesar (RW) reassigned by Vegas (NHL) to Quad City (ECHL) |
| 10/02/17 | Add | Tomas Hyka (RW) loaned from Vegas (NHL) | 01/18/18 | Delete | Kevin Lough (D) released from PTO by Chicago (AHL) |
| 10/03/17 | Add | Teemu Pulkkinen (LW) loaned from Vegas (NHL) | 01/18/18 | Add | Kevin Lough (D) signed to SPC by Chicago (AHL) |
| 10/03/17 | Add | Vadim Shipachyov (F) loaned from Vegas (NHL) | 01/19/18 | Add | C.J. Motte (G) signed to PTO by Chicago (AHL) |
| 10/03/17 | Add | Shea Theodore (D) loaned from Vegas (NHL) | 01/20/18 | Add | Jason Garrison (D) returned on loan by Vegas (NHL) |
| 10/03/17 | Add | Alex Tuch (RW) loaned from Vegas (NHL) | 01/24/18 | Delete | Jason Garrison (D) recalled from loan by Vegas (NHL) |
| 10/04/17 | Add | Jordan Binnington (G) loaned from St. Louis (NHL) | 01/24/18 | Add | Oscar Dansk (G) returned on loan by Vegas (NHL) |
| 10/04/17 | Add | Brandon Pirri (C) loaned from Vegas (NHL) | 01/26/18 | Add | Jason Garrison (D) returned on loan by Vegas (NHL) |
| 10/05/17 | Add | Brett Sterling (LW) signed to PTO by Chicago (AHL) | 01/27/18 | Delete | C.J. Motte (G) released from PTO by Chicago (AHL) |
| 10/05/17 | Add | Curtis Leonard (D) signed to PTO by Chicago (AHL) | 01/29/18 | Delete | Jason Garrison (D) recalled from loan by Vegas (NHL) |
| 10/06/17 | Add | Calvin Pickard (G) loaned from Vegas (NHL) | 01/31/18 | Delete | Jake Walman (D) reassigned by St. Louis (NHL) to Binghamton (AHL) |
| 10/06/17 | Delete | Calvin Pickard (G) recalled from loan by Vegas (NHL) | 01/31/18 | Add | Nolan Valleau (D) signed to PTO by Chicago (AHL) |
| 10/06/17 | Add | Tobias Lindberg (RW) loaned from Vegas (NHL) | 02/05/18 | Add | Zac Leslie (D) loaned from Vegas (NHL) |
| 10/09/17 | Delete | Curtis Leonard (D) released from PTO by Chicago (AHL) | 02/09/18 | Add | Jason Garrison (D) returned on loan by Vegas (NHL) |
| 10/09/17 | Delete | Keegan Kolesar (RW) reassigned by Vegas (NHL) to Quad City (ECHL) | 02/10/18 | Delete | Max Lagace (G) recalled from loan by Vegas (NHL) |
| 10/09/17 | Delete | Jordan Binnington (G) reassigned by St. Louis (NHL) to Providence (AHL) | 02/11/18 | Delete | Paul Thompson (RW) recalled from loan by Vegas (NHL) |
| 10/10/17 | Delete | Conner Bleackley (C) reassigned by St. Louis (NHL) to Tulsa (ECHL) | 02/12/18 | Add | Paul Thompson (RW) returned on loan by Vegas (NHL) |
| 10/14/17 | Delete | Alex Tuch (RW) recalled from loan by Vegas (NHL) | 02/15/18 | Delete | Dmitry Osipov (D) returned on loan to Quad City (ECHL) |
| 10/14/17 | Delete | Max Lagace (G) recalled from loan by Vegas (NHL) | 02/15/18 | Add | Reid Duke (C) loaned from Vegas (NHL) |
| 10/14/17 | Delete | Vadim Shipachyov (C) recalled from loan by Vegas (NHL) | 02/16/18 | Add | Brett Sterling (LW) signed to SPC by Chicago (AHL) |
| 10/18/17 | Add | Keith Aulie (D) signed to PTO by Chicago (AHL) | 02/19/18 | Delete | Stefan Matteau (C) recalled from loan by Vegas (NHL) |
| 10/19/17 | Add | C.J. Motte (G) signed to PTO by Chicago (AHL) | 02/19/18 | Delete | Tomas Hyka (RW) recalled from loan by Vegas (NHL) |
| 10/19/17 | Add | Keegan Kolesar (RW) reassigned by Vegas (NHL) to Chicago (AHL) | 02/19/18 | Add | Keegan Kolesar (RW) reassigned by Vegas (NHL) to Chicago (AHL) |
| 10/19/17 | Add | Max Lagace (G) returned on loan from Vegas (NHL) | 02/21/18 | Add | Christian Hilbrich (F) signed to PTO by Chicago (AHL) |
| 10/19/17 | Delete | Oscar Dansk (G) recalled from loan by Vegas (NHL) | 02/24/18 | Add | Stefan Matteau (C) returned on loan by Vegas (NHL) |
| 10/19/17 | Add | Wade Megan (C) loaned from St. Louis (NHL) | 02/24/18 | Add | Tomas Hyka (RW) returned on loan by Vegas (NHL) |
| 10/22/17 | Add | Ivan Barbashev (C) loaned from St. Louis (NHL) | 02/24/18 | Add | Brandon McNally (F) signed to PTO by Chicago (AHL) |
| 10/22/17 | Delete | Max Lagace (G) recalled from loan by Vegas (NHL) | 02/26/18 | Add | Max Lagace (G) returned on loan from Vegas (NHL) |
| 10/23/17 | Delete | Beau Bennett (RW) recalled from loan by St. Louis (NHL) | 02/26/18 | Add | Philip Holm (D) loaned from Vegas (NHL) |
| 10/23/17 | Add | Kasimir Kaskisuo (G) loaned from Toronto (NHL) | 02/26/18 | Delete | Max Lagace (G) recalled from loan by Vegas (NHL) |
| 10/24/17 | Add | Vadim Shipachyov (F) returned on loan by Vegas (NHL) | 02/27/18 | Delete | Tomas Hyka (RW) recalled from loan by Vegas (NHL) |
| 10/25/17 | Delete | Brock Trotter (C) released from PTO by Chicago (AHL) | 02/27/18 | Delete | Brandon McNally (F) released from PTO |
| 10/26/17 | Delete | Vadim Shipachyov (C) recalled from loan by Vegas (NHL) | 03/01/18 | Delete | Christian Hilbrich (F) released from PTO |
| 10/26/17 | Add | Griffin Reinhart (D) loaned from Vegas (NHL) for conditioning | 03/01/18 | Delete | Nolan Valleau (D) released from PTO |
| 10/28/17 | Add | Jason Garrison (D) loaned from Vegas (NHL) | 03/06/18 | Add | Tomas Hyka (RW) returned on loan by Vegas (NHL) |
| 10/30/17 | Delete | Griffin Reinhart (D) recalled from loan by Vegas (NHL) | 03/08/18 | Add | Ryan Wagner (F) signed to PTO by Chicago (AHL) |
| 10/30/17 | Add | Griffin Reinhart (D) returned on loan from Vegas (NHL) | 03/08/18 | Delete | Tomas Hyka (RW) recalled from loan by Vegas (NHL) |
| 10/30/17 | Delete | Shea Theodore (D) recalled from loan by Vegas (NHL) | 03/15/18 | Add | Tomas Hyka (RW) returned on loan by Vegas (NHL) |
| 11/01/17 | Delete | Dmitry Osipov (D) loaned to Quad City (ECHL) | 03/15/18 | Add | Max Lagace (G) returned on loan by Vegas (NHL) |
| 11/09/17 | Delete | Tyler Wong (RW) loaned to Quad City (ECHL) | 03/21/18 | Delete | Oscar Dansk (G) recalled from loan by Vegas (NHL) |
| 11/14/17 | Add | Beau Bennett (RW) returned on loan by St. Louis (NHL) | 03/23/18 | Add | Oscar Dansk (G) returned on loan by Vegas (NHL) |
| 11/17/17 | Delete | Wade Megan (C) recalled from loan by St. Louis (NHL) | 03/31/18 | Add | Dmitry Osipov (D) recalled from loan by Chicago (AHL) |
| 11/19/17 | Add | Wade Megan (C) returned on loan by St. Louis (NHL) | 04/02/18 | Delete | Brandon Pirri (C) recalled from loan by Vegas (NHL) |
| 11/20/17 | Add | Tyler Wong (RW) returned from loan to Quad City (ECHL) | 04/03/18 | Add | Nicolas Hague (D) reassigned by Vegas (NHL) to Chicago (AHL) |
| 11/21/17 | Add | Michael Leighton (G) loaned from Arizona (NHL) | 04/03/18 | Delete | Dmitry Osipov (D) returned on loan to Quad City (ECHL) |
| 11/21/17 | Delete | C.J. Motte (G) released from PTO by Chicago (AHL) | 04/06/18 | Add | Brandon Pirri (C) returned on loan by Vegas (NHL) |
| 11/26/17 | Delete | Keith Aulie (D) release from PTO by Chicago (AHL) | 04/07/18 | Add | Dmitry Osipov (D) recalled from loan by Chicago (AHL) |
| 11/27/17 | Delete | Stefan Matteau (C) recalled from loan by Vegas (NHL) | 04/14/18 | Add | Dawson Cook (F) signed to PTO by Chicago (AHL) |
| 12/02/17 | Add | Dmitry Osipov (D) recalled from loan by Chicago (AHL) | 04/15/18 | Delete | Dawson Cook (F) released from PTO by Chicago (AHL) |
| 12/05/17 | Add | Kevin Lough (D) signed to PTO by Chicago (AHL) | 04/17/18 | Add | Cody Glass (C) reassigned by Vegas (NHL) to Chicago (AHL) |
| 12/06/16 | Add | Conner Bleackley (C) reassigned by St. Louis (NHL) to Chicago (AHL) | 04/18/18 | Add | Jordan Kyrou (C) reassigned by St. Louis (NHL) to Chicago (AHL) |
| 12/10/17 | Add | Ivan Barbashev (C) recalled from loan by St. Louis (NHL) | 04/20/18 | Add | Nick Suzuki (C) reassigned by Vegas (NHL) to Chicago (AHL) |
| 12/10/17 | Add | Max Lagace (G) returned on loan by Vegas (NHL) | 04/21/18 | Add | Etienne Marcoux (G) signed to PTO by Chicago (AHL) |

2018**CALDER CUP PLAYOFFS GAME-BY-GAME RESULTS****CENTRAL DIVISION SEMIFINALS**

| No. | Date | Opponent | Result | Score | Record | CHI Goal | OPP Goal | SF-SA | PP/PK |
|-----|------------|---------------|--------|-------|--------|----------|----------|-------|---------|
| 1. | April 21 | vs. Rockford* | L | 1-2 | 0-1 | Dansk | Delia | 32-29 | 1-5/4-6 |
| 2. | April 22 | at Rockford | - | - | - | - | - | - | - |
| 3. | April 26 | vs. Rockford* | - | - | - | - | - | - | - |
| 4. | April 29** | at Rockford | - | - | - | - | - | - | - |
| 5. | April 30** | vs. Rockford* | - | - | - | - | - | - | - |

if necessarybroadcast on The U Too*

REGULAR SEASON GAME-BY-GAME RESULTS

| No. | Date | Opponent | Result | Score | Record | CHI Goal | OPP Goal | SF-SA | PP/PK |
|-----|----------|------------------|--------|-------|-----------|-----------------------|------------------------|-------|---------|
| 1. | Oct. 6 | at Texas | L | 5-6 | 0-1-0-0 | Lagace | McKenna | 33-27 | 2-5/4-4 |
| 2. | Oct. 7 | at Texas | OTL | 5-6 | 0-1-1-0 | Dansk | McKenna | 40-36 | 1-5/1-2 |
| 3. | Oct. 14 | vs. Ontario | W | 5-2 | 1-1-1-0 | Lagace | Campbell | 38-36 | 3-5/4-4 |
| 4. | Oct. 21 | vs. Tucson | L | 3-4 | 1-2-1-0 | Lagace | Miska | 29-29 | 1-5/7-8 |
| 5. | Oct. 22 | vs. Tucson | W (OT) | 2-1 | 2-2-1-0 | Lagace | Langhamer | 30-24 | 0-5/4-4 |
| 6. | Oct. 25 | vs. Manitoba | L | 1-3 | 2-3-1-0 | Kaskisuo | Comrie | 37-26 | 0-7/3-4 |
| 7. | Oct. 27 | at Grand Rapids | L | 3-5 | 2-4-1-0 | Kaskisuo | Coreau | 36-41 | 2-4/4-5 |
| 8. | Oct. 28 | vs. Milwaukee | W | 2-1 | 3-4-1-0 | Motte | Lindback | 23-28 | 0-4/5-5 |
| 9. | Nov. 3 | at Grand Rapids | W | 2-0 | 4-4-1-0 | Kaskisuo | Coreau | 26-33 | 0-6/4-4 |
| 10. | Nov. 8 | at Milwaukee | L | 0-3 | 4-5-1-0 | Kaskisuo | Lindback | 29-37 | 0-5/6-7 |
| 11. | Nov. 11 | vs. San Antonio | L | 1-2 | 4-6-1-0 | Kaskisuo | Martin | 35-20 | 0-3/3-3 |
| 12. | Nov. 12 | vs. Milwaukee | L | 2-3 | 4-7-1-0 | Motte | Lindback | 29-23 | 1-6/3-4 |
| 13. | Nov. 15 | at Manitoba | L | 2-3 | 4-8-1-0 | Kaskisuo | Hutchinson | 44-31 | 0-5/4-5 |
| 14. | Nov. 17 | at Manitoba | L | 4-6 | 4-9-1-0 | Kaskisuo | Comrie | 41-31 | 2-7/3-5 |
| 15. | Nov. 19 | at Rockford | SOL | 3-4 | 4-9-1-1 | Motte | Glass | 37-40 | 0-3/4-4 |
| 16. | Nov. 21 | vs. Texas | OTL | 1-2 | 4-9-2-1 | Kaskisuo | Bow | 32-20 | 1-4/2-2 |
| 17. | Nov. 24 | at Milwaukee | OTL | 2-3 | 4-9-3-1 | Leighton | Lindback | 33-27 | 0-3/2-3 |
| 18. | Nov. 25 | vs. Rockford | W | 4-3 | 5-9-3-1 | Kaskisuo | Berube | 38-33 | 0-2/5-6 |
| 19. | Nov. 26 | vs. Iowa | L | 4-6 | 5-10-3-1 | Leighton | Svedberg | 29-23 | 1-7/2-4 |
| 20. | Dec. 1 | at Rockford | OTL | 3-4 | 5-10-4-1 | Leighton | Glass | 35-32 | 1-3/3-3 |
| 21. | Dec. 2 | vs. Grand Rapids | L | 2-5 | 5-11-4-1 | Leighton/Kaskisuo (L) | Coreau | 37-22 | 1-7/2-4 |
| 22. | Dec. 6 | vs. San Diego | W | 3-1 | 6-11-4-1 | Kaskisuo | Boyle | 31-16 | 0-4/1-1 |
| 23. | Dec. 8 | at Cleveland | L | 2-3 | 6-12-4-1 | Kaskisuo | Kivlenieks | 38-26 | 0-4/5-6 |
| 24. | Dec. 9 | at Cleveland | W | 3-0 | 7-12-4-1 | Leighton | Kulbakov | 32-24 | 0-6/2-2 |
| 25. | Dec. 12 | at Rockford | W | 2-1 | 8-12-4-1 | Lagace | Glass | 32-35 | 0-3/3-3 |
| 26. | Dec. 15 | at Grand Rapids | W | 6-3 | 9-12-4-1 | Lagace | Coreau | 25-32 | 2-6/3-4 |
| 27. | Dec. 16 | vs. Iowa | W | 6-3 | 10-12-4-1 | Kaskisuo | Vay | 43-18 | 1-7/6-9 |
| 28. | Dec. 17 | vs. Milwaukee | W | 4-2 | 11-12-4-1 | Lagace | Paterson | 38-35 | 0-5/2-2 |
| 29. | Dec. 21 | vs. Grand Rapids | W | 5-4 | 12-12-4-1 | Lagace | McCollum | 27-34 | 1-6/3-5 |
| 30. | Dec. 22 | at Rockford | OTL | 2-3 | 12-12-5-1 | Lagace | Glass | 25-31 | 0-4/3-3 |
| 31. | Dec. 27 | at Milwaukee | W (OT) | 3-2 | 13-12-5-1 | Lagace | Lindback | 24-28 | 0-5/3-3 |
| 32. | Dec. 29 | at Milwaukee | SOL | 2-3 | 13-12-5-2 | Lagace | Lindback | 34-23 | 0-2/4-4 |
| 33. | Dec. 30 | vs. Rockford | W | 6-2 | 14-12-5-2 | Kaskisuo | Tomkins | 31-31 | 2-5/4-5 |
| 34. | Jan. 1 | at Iowa | W | 2-1 | 15-12-5-2 | Lagace | Michalek | 29-26 | 0-3/6-6 |
| 35. | Jan. 3 | vs. Cleveland | W | 5-3 | 16-12-5-2 | Lagace | Kivlenieks/Kulbakov(L) | 29-24 | 1-5/0-1 |
| 36. | Jan. 5 | vs. Manitoba | W (OT) | 4-3 | 17-12-5-2 | Lagace | Hutchinson | 34-24 | 2-9/3-4 |
| 37. | Jan. 6 | vs. Grand Rapids | W | 2-0 | 18-12-5-2 | Kaskisuo | Coreau | 29-32 | 0-2/2-2 |
| 38. | Jan. 10 | at San Diego | L | 1-2 | 18-13-5-2 | Lagace | Berra | 31-29 | 1-5/3-3 |
| 39. | Jan. 12 | at Bakersfield | W | 4-3 | 19-13-5-2 | Lagace | Brossoit | 36-33 | 2-3/3-4 |
| 40. | Jan. 13 | at Ontario | L | 2-4 | 19-14-5-2 | Kaskisuo | Petersen | 32-26 | 0-3/0-1 |
| 41. | Jan. 17 | at Iowa | L | 2-5 | 19-15-5-2 | Lagace/Kaskisuo (L) | Svedberg | 34-22 | 0-2/0-0 |
| 42. | Jan. 20 | vs. Bakersfield | W | 6-1 | 20-15-5-2 | Kaskisuo | Ellis | 38-23 | 0-5/4-4 |
| 43. | Jan. 21 | vs. Cleveland | W | 3-1 | 21-15-5-2 | Kaskisuo | Kivlenieks | 26-26 | 0-4/2-2 |
| 44. | Jan. 26 | at Tucson | OTL | 1-2 | 21-15-6-2 | Kaskisuo | Miska | 23-28 | 0-4/4-4 |
| 45. | Jan. 27 | at Tucson | W | 4-3 | 22-15-6-2 | Kaskisuo | Hill | 26-28 | 2-7/4-4 |
| 46. | Feb. 2 | vs. Milwaukee | W | 4-1 | 23-15-6-2 | Kaskisuo | Lindback | 33-20 | 2-7/4-4 |
| 47. | Feb. 3 | vs. Rockford | W | 7-4 | 24-15-6-2 | Kaskisuo | Delia (L)/Tomkins | 20-25 | 2-3/1-2 |
| 48. | Feb. 9 | at Iowa | L | 1-4 | 24-16-6-2 | Lagace | Svedberg | 30-26 | 0-3/3-3 |
| 49. | Feb. 15 | vs. Cleveland | W | 4-3 | 25-16-6-2 | Dansk | Kivlenieks | 33-35 | 3-5/4-7 |
| 50. | Feb. 17 | vs. San Antonio | L | 1-2 | 25-17-6-2 | Kaskisuo | Husso | 31-22 | 0-5/4-5 |
| 51. | Feb. 18 | vs. Cleveland | W | 5-3 | 26-17-6-2 | Dansk | Kivlenieks | 23-22 | 1-2/4-5 |
| 52. | Feb. 21 | at Grand Rapids | W | 5-2 | 27-17-6-2 | Dansk | McCollum (L)/Machovsky | 35-41 | 3-4/3-4 |
| 53. | Feb. 24 | at Manitoba | L | 0-2 | 27-18-6-2 | Kaskisuo | Comrie | 33-39 | 0-3/3-3 |
| 54. | Feb. 25 | at Manitoba | W | 5-2 | 28-18-6-2 | Kaskisuo | Comrie | 33-38 | 2-6/6-7 |
| 55. | Feb. 27 | vs. Texas | W (SO) | 4-3 | 29-18-6-2 | Dansk | Bow | 45-23 | 0-5/1-1 |
| 56. | March 2 | at San Antonio | W | 3-0 | 30-18-6-2 | Dansk | Husso | 24-28 | 1-3/4-4 |
| 57. | March 3 | at Texas | W | 4-1 | 31-18-6-2 | Kaskisuo | Bow | 21-25 | 1-4/1-1 |
| 58. | March 6 | at San Antonio | W | 5-2 | 32-18-6-2 | Dansk | Husso | 32-31 | 1-3/2-2 |
| 59. | March 9 | at Milwaukee | W | 4-3 | 33-18-6-2 | Dansk | Grosenick | 28-33 | 1-2/1-1 |
| 60. | March 10 | vs. Manitoba | L | 1-2 | 33-19-6-2 | Kaskisuo | Comrie | 23-22 | 1-6/1-2 |
| 61. | March 11 | vs. Rockford | OTL | 1-2 | 33-19-7-2 | Dansk | Glass | 24-39 | 1-5/4-5 |
| 62. | March 17 | vs. Rockford | L | 2-3 | 33-20-7-2 | Dansk | Glass | 29-36 | 0-5/4-5 |
| 63. | March 18 | vs. Iowa | W | 7-3 | 34-20-7-2 | Lagace | Michalek | 26-28 | 2-5/5-5 |
| 64. | March 20 | at Cleveland | W (OT) | 3-2 | 35-20-7-2 | Dansk | Kivlenieks | 28-21 | 1-4/3-4 |
| 65. | March 22 | at Cleveland | W | 5-1 | 36-20-7-2 | Lagace | Zatkoff | 31-40 | 1-2/4-4 |
| 66. | March 24 | at Rockford | L | 3-5 | 36-21-7-2 | Lagace | Delia | 36-38 | 1-4/3-4 |
| 67. | March 25 | vs. Grand Rapids | W (SO) | 3-2 | 37-21-7-2 | Dansk | Machovsky | 29-32 | 0-1/6-6 |
| 68. | March 28 | vs. Iowa | W | 3-1 | 38-21-7-2 | Dansk | Svedberg | 24-28 | 1-4/6-6 |
| 69. | March 31 | vs. Texas | SOL | 1-2 | 38-21-7-3 | Dansk | Bow | 30-26 | 0-3/2-2 |
| 70. | April 3 | vs. Milwaukee | SOL | 3-4 | 38-21-7-4 | Dansk | Lindback | 32-34 | 0-2/3-3 |
| 71. | April 6 | at Iowa | L | 3-7 | 38-22-7-4 | Lagace/Dansk (L) | Michalek | 30-25 | 0-3/2-5 |
| 72. | April 7 | vs. Milwaukee | W | 5-1 | 39-22-7-4 | Dansk | Lindback | 34-26 | 1-2/2-2 |
| 73. | April 10 | at Milwaukee | W (SO) | 4-3 | 40-22-7-4 | Dansk | Lindback | 26-27 | 1-4/3-5 |
| 74. | April 13 | at Rockford | W | 6-4 | 41-22-7-4 | Dansk | Glass | 30-36 | 2-7/1-3 |
| 75. | April 14 | vs. Rockford | W | 5-4 | 42-22-7-4 | Lagace | Delia | 23-41 | 2-6/5-7 |
| 76. | April 15 | vs. Manitoba | L | 1-3 | 42-23-7-1 | Dansk | Comrie | 24-30 | 1-5/5-6 |



CENTRAL DIVISION SEMIFINALS

Chicago Wolves Playoff History



2001
12
7
2
1 (of 3)
81-64
19-9
11-17
16-8
1 (of 1)
9 (of 11)
4 (of 9)
3 (of 4)

Joined the AHL
Playoff Appearances
Division Titles
Calder Cups
Losing Finalist
Games Record
Series Record
Overtime Record
Shutouts (For-Against)
Qualifying Series Won
Division Semifinal Series Won
Division Final Series Won
Conference Final Series Won



2007
6
0
0
0 (of 0)
12-20
2-5
1-2
0-1
0 (of 0)
2 (of 5)
0 (of 2)
0 (of 0)

ALL-TIME POSTSEASON LEADERS

SKATERS

GAMES PLAYED

1. Steve Maltais (142)
2. Bob Nardella (101)
3. Guy Larose (66)
4. Dallas Eakins (64)
5. Rob Brown (63)

GOALS

1. Steve Maltais (63)
2. Steve Larouche (27)
3. Darren Haydar (26)
4. Jason Krog (22)
5. Scott Pearson (21)

ASSISTS

1. Steve Maltais (65)
2. Rob Brown (60)
3. Jason Krog (46)
4. Bob Nardella (44)
5. Darren Haydar (33)

POINTS

1. Steve Maltais (128)
2. Rob Brown (78)
3. Jason Krog (68)
4. Bob Nardella (61)
5. Darren Haydar (59)

GOALTENDERS

GAMES PLAYED

1. Wendell Young (45)
2. Kari Lehtonen (26)
3. Ondrej Pavelec (24)
4. Pasi Nurminen (21)
5. Stephane Beauregard (14)

WINS

1. Wendell Young (21)
2. Ondrej Pavelec (16)
Kari Lehtonen (16)
4. Pasi Nurminen (15)
5. Stephane Beauregard (10)
Michael Garnett (10)

SAVES

1. Wendell Young (1,229)
2. Kari Lehtonen (803)
3. Ondrej Pavelec (649)
4. Pasi Nurminen (593)
5. Michael Garnett (350)

MINUTES

1. Wendell Young (2,594)
2. Kari Lehtonen (1,646)
3. Ondrej Pavelec (1,438)
4. Pasi Nurminen (1,267)
5. Stephane Beauregard (820)

NICOLAS HAGUE


2 DEFENSE

6-6 216 | December 5, 1998 | Kitchener, Ontario | Shoots Left

Vegas Golden Knights, 2017 NHL Draft, 34th Overall (2nd Rd.)

STATISTICS AND HIGHLIGHTS

Last Game: April 21 vs. RFD | Last Goal: N/A | Last Assist: April 7 vs. MIL | Streak: N/A



2017-18

- Appeared in first professional postseason game on April 21 vs. Rockford and posted 2 penalty minutes
- Made professional debut on April 7 vs. Milwaukee and handed out an assist just 3:27 into his pro career
- Skated in six OHL Playoff games and collected four assists
- Skated in six OHL Playoff games and collected four assists
- Led the Mississauga Steelheads in scoring with 78 points (35G, 43A) in 67 games
- Signed ELC with Vegas Golden Knights (NHL) on Sept. 29
- Selected 34th overall by Vegas in the 2017 NHL Draft

NOTABLES

- Played three seasons (2015-18) with Mississauga (OHL); appeared in 198 games and collected 148 points (67G, 81A)
- Appeared in OHL Playoffs three consecutive years (2016-18)
- Skated for Canada at 2016 U18 Worlds in Grand Forks, North Dakota; placed fourth

2016-17

- Second season with Mississauga (OHL)
- Registered 46 points (18G, 28A) points in 65 games as top-scoring defenseman and finished fourth in team scoring overall
- Recorded career-best 12 points (G, 11A) in 18 OHL Playoff games

| REGULAR SEASON | | | | | | | | | | PLAYOFFS | | | | |
|----------------|-------------|--------|-----|----|----|-----|-----|----|---|----------|-----|-----|--|--|
| SEASON | CLUB | LEAGUE | GP | G | A | PTS | PIM | GP | G | A | PTS | PIM | | |
| 2015-16 | Mississauga | OHL | 66 | 14 | 10 | 24 | 84 | 7 | 0 | 2 | 2 | 13 | | |
| 2016-17 | Mississauga | OHL | 65 | 18 | 28 | 46 | 107 | 18 | 1 | 11 | 12 | 19 | | |
| 2017-18 | Chicago | AHL | 5 | 0 | 1 | 1 | 7 | 1 | 0 | 0 | 0 | 2 | | |
| | Mississauga | OHL | 67 | 35 | 43 | 78 | 105 | 6 | 0 | 4 | 4 | 12 | | |
| AHL TOTALS | | | 5 | 0 | 1 | 1 | 7 | 1 | 0 | 0 | 0 | 2 | | |
| OHL TOTALS | | | 198 | 67 | 81 | 148 | 296 | 31 | 1 | 17 | 18 | 44 | | |

TEEMU PULKKINEN


3 LEFT WING

5-10 185 | January 2, 1992 | Vantaa, Finland | Shoots Right

Detroit Red Wings, 2010 NHL Draft, 111th Overall (4th Rd.)

STATISTICS AND HIGHLIGHTS

Last Game: April 21 vs. RFD | Last Goal: April 21 vs. RFD | Last Assist: April 15 vs. MB | Streak: N/A



2017-18

- Scored Wolves' lone goal in Game 1 of the Central Division Semifinals on April 21; also led all players in game with 6 shots
- Finished regular season riding career-high 11-game point streak that included 10 goals, 6 assists and AHL Player of the Week for April 9-15
- Rifled home game-winning goal 49 seconds into overtime to give Wolves 4-3 win over league-leading Manitoba on Jan. 5
- Scored both goals, including game-winner in OT, to lead Wolves to 2-1 win vs. Tucson on Oct. 22

NOTABLES

- 2015 AHL All-Star
- 2014-15 AHL top goal-getter with 34 goals
- 2013 Calder Cup champion (Grand Rapids)
- Three-time medalist with Finland (Silver, 2015 Worlds; 2009, 2010 U18 Worlds)
- Made NHL debut on March 14, 2014, and has skated in 83 NHL games across four seasons

2016-17

- Selected by the Vegas Golden Knights in the Expansion Draft and signed a one-year contact with the club on July 6
- On Feb. 27, traded to the Arizona Coyotes, skated in four games and recorded an assist

| REGULAR SEASON | | | | | | | | | | PLAYOFFS | | | | |
|-----------------|--------------|----------|-----|-----|-----|-----|-----|----|----|----------|-----|-----|--|--|
| SEASON | CLUB | LEAGUE | GP | G | A | PTS | PIM | GP | G | A | PTS | PIM | | |
| 2008-09 | Jokerit | SM-Liiga | 3 | 0 | 0 | 0 | 0 | - | - | - | - | - | | |
| 2009-10 | Jokerit | SM-Liiga | 12 | 1 | 2 | 3 | 6 | - | - | - | - | - | | |
| 2010-11 | Jokerit | SM-Liiga | 55 | 18 | 36 | 54 | 32 | - | - | - | - | - | | |
| 2011-12 | Jokerit | SM-Liiga | 56 | 16 | 21 | 37 | 41 | 4 | 0 | 1 | 1 | 2 | | |
| 2012-13 | Grand Rapids | AHL | 2 | 0 | 1 | 1 | 2 | 14 | 3 | 2 | 5 | 10 | | |
| | Jokerit | SM-Liiga | 59 | 14 | 20 | 34 | 49 | 6 | 2 | 3 | 5 | 22 | | |
| 2013-14 | Detroit | NHL | 3 | 0 | 0 | 0 | 2 | - | - | - | - | - | | |
| | Grand Rapids | AHL | 71 | 31 | 28 | 59 | 34 | 10 | 5 | 6 | 11 | 10 | | |
| 2014-15 | Detroit | NHL | 31 | 5 | 3 | 8 | 10 | - | - | - | - | - | | |
| | Grand Rapids | AHL | 46 | 34 | 27 | 61 | 30 | 16 | 14 | 4 | 18 | 22 | | |
| 2015-16 | Detroit | NHL | 36 | 6 | 6 | 12 | 14 | - | - | - | - | - | | |
| 2016-17 | Arizona | NHL | 4 | 1 | 0 | 1 | 4 | - | - | - | - | - | | |
| | Minnesota | NHL | 9 | 1 | 0 | 1 | 2 | - | - | - | - | - | | |
| | Iowa | AHL | 47 | 18 | 18 | 36 | 36 | - | - | - | - | - | | |
| 2017-18 | Chicago | AHL | 75 | 29 | 36 | 65 | 44 | 1 | 1 | 0 | 1 | 4 | | |
| NHL TOTALS | | | 83 | 13 | 9 | 22 | 32 | - | - | - | - | - | | |
| AHL TOTALS | | | 241 | 112 | 110 | 222 | 146 | 41 | 23 | 12 | 35 | 46 | | |
| SM-Liiga TOTALS | | | 185 | 49 | 79 | 128 | 134 | 13 | 2 | 5 | 7 | 24 | | |

PETTERI LINDBOHM

4 DEFENSE

St. Louis Blues, 2012 NHL Draft, 176th Overall (7th Rd.)

6-3 210 | September 23, 1993 | Helsinki, Finland | Shoots Left

STATISTICS AND HIGHLIGHTS

Last Game: Dec. 17 vs. MIL | Last Goal: Nov. 25 vs. RFD | Last Assist: Nov. 25 vs. RFD | Streak: N/A



2017-18

- St. Louis (NHL) announced on Jan. 6 that Lindbohm underwent season-ending shoulder surgery
- Delivered the opening goal as well as an assist during 4-3 win vs. Rockford on Nov. 25
- Skated in season opener Oct. 6 at TEX

2016-17

- Appeared in 52 games for the Wolves and collected 16 points (8G, 8A)
- Skated in seven NHL contests for the Blues and logged 4 penalty minutes
- Dressed for nine of 10 Calder Cup Playoff games and nabbed 4 points (G, 3A)

NOTABLES

- In fourth season with the Wolves
- Skated exclusively at AHL level with Chicago
- Made NHL debut on Oct. 19, 2014, and has skated in 40 NHL games across three seasons

GRIFFIN REINHART


6 DEFENSE

New York Islanders, 2012 NHL Draft, 4th Overall (1st Rd.)

6-4 212 | January 24, 1994 | N. Vancouver, British Columbia | Shoots Right

STATISTICS AND HIGHLIGHTS

Last Game: April 21 vs. RFD | Last Goal: Feb. 17 vs. SA | Last Assist: March 22 at CLE | Streak: N/A



2017-18

- Scored first goal for Wolves during 3-2 loss on Dec. 8 at Cleveland
- Earned first point in Wolves uniform when he assisted on Ivan Barbashev's goal on Dec. 6 vs. San Diego
- Joined Chicago for conditioning stint and made Wolves debut on Oct. 27 at Grand Rapids

2016-17

- Skated in 54 AHL games during the regular season with the Bakersfield Condors
- Second-best in team scoring among defensemen with 21 points (7G, 14A)
- Appeared in one Stanley Cup Playoff game with the Edmonton Oilers

NOTABLES

- Traded to Edmonton on June 26, 2015, in exchange for two draft picks
- Made NHL debut with New York Islanders on Oct. 10, 2014, at Carolina and collected first NHL point (assist) on Dec. 9 at Minnesota
- 2014 Memorial Cup champion with the Edmonton Oil Kings; also skated in Memorial Cup in 2012
- Two-time Ed Chynoweth Cup champion with the Oil Kings (2012, 2014)
- Twice represented Canada at World Juniors (2013, 2014)

REGULAR SEASON

| SEASON | CLUB | LEAGUE | GP | G | A | PTS | PIM |
|-----------------|-----------|----------|-----|----|----|-----|-----|
| 2012-13 | Jokerit | SM-Liiga | 35 | 0 | 4 | 4 | 61 |
| 2013-14 | Jokerit | SM-Liiga | 10 | 0 | 1 | 1 | 18 |
| | Assat | SM-Liiga | 19 | 1 | 4 | 5 | 8 |
| 2014-15 | St. Louis | NHL | 23 | 2 | 1 | 3 | 26 |
| | Chicago | AHL | 53 | 6 | 12 | 18 | 62 |
| 2015-16 | St. Louis | NHL | 10 | 0 | 0 | 0 | 7 |
| | Chicago | AHL | 43 | 3 | 8 | 11 | 50 |
| 2016-17 | St. Louis | NHL | 7 | 0 | 0 | 0 | 4 |
| | Chicago | AHL | 52 | 8 | 8 | 16 | 54 |
| 2017-18 | Chicago | AHL | 23 | 1 | 2 | 3 | 21 |
| NHL TOTALS | | | 40 | 2 | 1 | 3 | 37 |
| AHL TOTALS | | | 171 | 18 | 30 | 48 | 187 |
| SM-LIIGA TOTALS | | | 72 | 1 | 9 | 10 | 158 |

PLAYOFFS

| GP | G | A | PTS | PIM |
|----|---|---|-----|-----|
| - | - | - | - | - |
| - | - | - | - | - |
| - | - | - | - | - |
| - | - | - | - | - |
| 5 | 0 | 1 | 1 | 10 |
| - | - | - | - | - |
| - | - | - | - | - |
| - | - | - | - | - |
| 9 | 1 | 3 | 4 | 2 |
| - | - | - | - | - |
| 14 | 1 | 4 | 5 | 12 |
| - | - | - | - | - |

REGULAR SEASON

| SEASON | CLUB | LEAGUE | GP | G | A | PTS | PIM |
|------------|--------------------|--------|-----|----|----|-----|-----|
| 2009-10 | Edmonton | WHL | 2 | 0 | 0 | 0 | 0 |
| 2010-11 | Edmonton | WHL | 45 | 6 | 19 | 25 | 36 |
| 2011-12 | Edmonton | WHL | 58 | 12 | 24 | 36 | 38 |
| 2012-13 | Edmonton | WHL | 59 | 8 | 21 | 29 | 35 |
| 2013-14 | Edmonton | WHL | 45 | 4 | 17 | 21 | 55 |
| 2014-15 | New York Islanders | NHL | 8 | 0 | 1 | 1 | 6 |
| | Bridgeport | AHL | 59 | 7 | 15 | 22 | 64 |
| 2015-16 | Edmonton | NHL | 29 | 0 | 1 | 1 | 20 |
| | Bakersfield | AHL | 30 | 2 | 8 | 10 | 16 |
| 2016-17 | Edmonton | NHL | - | - | - | - | - |
| | Bakersfield | AHL | 54 | 7 | 14 | 21 | 42 |
| 2017-18 | Chicago | AHL | 60 | 2 | 10 | 12 | 30 |
| NHL TOTALS | | | 37 | 0 | 2 | 2 | 26 |
| AHL TOTALS | | | 203 | 18 | 47 | 65 | 152 |
| WHL TOTALS | | | 209 | 30 | 81 | 111 | 164 |

PLAYOFFS

| GP | G | A | PTS | PIM |
|----|---|----|-----|-----|
| - | - | - | - | - |
| 4 | 0 | 0 | 0 | 6 |
| 20 | 2 | 6 | 8 | 20 |
| 12 | 3 | 4 | 7 | 12 |
| 21 | 4 | 9 | 13 | 18 |
| 1 | 0 | 0 | 0 | 0 |
| - | - | - | - | - |
| - | - | - | - | - |
| - | - | - | - | - |
| 1 | 0 | 1 | 1 | 0 |
| - | - | - | - | - |
| 1 | 0 | 0 | 0 | 0 |
| 2 | 0 | 1 | 1 | 0 |
| 1 | 0 | 0 | 0 | 0 |
| 57 | 9 | 19 | 28 | 56 |

TYLER WONG

8 RIGHT WING

5-9 174 | February 28, 1996 | Cochrane, Alberta | Shoots Right

Undrafted; Signed with Chicago (AHL) on May 18, 2017

STATISTICS AND HIGHLIGHTS

Last Game: April 15 vs. MB | Last Goal: Feb. 3 vs. RFD | Last Assist: Feb. 3 vs. RFD | Streak: N/A

2017-18


- Recorded first two-point game (G, A) as a pro on Feb. 3 vs. Rockford
- Scored first pro goal on Oct. 7 at TEX
- Made Wolves debut on Oct. 6 at TEX

2016-17

- In overage season with Lethbridge Hurricanes, served as team captain
- Led Western Hockey League with 51 goals and finished third in league scoring with 109 points while pacing all Hurricanes skaters
- In 20 WHL Playoff contests, logged 24 points (11G, 13A) to lead club in scoring with teammate Giorgio Estephan
- Placed third in goals (143), fourth in games played (317) and sixth in points (298) in Lethbridge franchise history
- Second straight year selected as WHL Humanitarian of the Year and earned Lethbridge Community Relations Award
- Chosen as Fan Favorite by Lethbridge fanbase for the fifth consecutive season and earned team MVP honors

NOTABLES

- Recorded first goal in Vegas Golden Knights franchise history in NHL preseason game vs. VAN
- Netted hat trick for Vegas in first franchise game vs. VAN in NHL preseason
- Record five-time Fan Favorite in Lethbridge (2012-17)



CODY GLASS

9 CENTER

6-2 178 | April 1, 1999 | Winnipeg, Manitoba | Shoots Right

Vegas Golden Knights, 2017 NHL Draft, 6th Overall (1st Rd.)

STATISTICS AND HIGHLIGHTS

Last Game: N/A | Last Goal: N/A | Last Assist: N/A | Streak: N/A

2017-18


- Led the Portland Winterhawks with a career-best 102 points (37G, 65A) and finished seventh in WHL scoring

2016-17

- Led the Winterhawks with 94 points (32G, 62A) and finished seventh in league scoring

NOTABLES

- Skated three full seasons (2015-18) and part of a fourth (2014-15) with the Winterhawks
- Produced 223 points (79G, 144A) through 201 WHL games
- Portland has participated in the WHL Playoffs all three seasons (2016, 17, 18) of Glass' career
- Owens 25 points (9G, 16A) through 27 playoff contests



REGULAR SEASON

PLAYOFFS

| SEASON | CLUB | LEAGUE | GP | G | A | PTS | PIM | GP | G | A | PTS | PIM |
|-------------|------------|--------|-----|-----|-----|-----|-----|----|----|----|-----|-----|
| 2011-12 | Lethbridge | WHL | 6 | 0 | 0 | 0 | 2 | - | - | - | - | - |
| 2012-13 | Lethbridge | WHL | 54 | 5 | 8 | 13 | 37 | - | - | - | - | - |
| 2013-14 | Lethbridge | WHL | 52 | 17 | 14 | 31 | 56 | - | - | - | - | - |
| 2014-15 | Lethbridge | WHL | 64 | 27 | 29 | 56 | 34 | - | - | - | - | - |
| 2015-16 | Toronto | AHL | 3 | 0 | 1 | 1 | 0 | 5 | 1 | 1 | 2 | 5 |
| | Lethbridge | WHL | 72 | 43 | 46 | 89 | 42 | 20 | 11 | 13 | 24 | 14 |
| 2016-17 | Lethbridge | WHL | 69 | 51 | 58 | 109 | 53 | | | | | |
| 2017-18 | Chicago | AHL | 54 | 3 | 4 | 7 | 32 | | | | | |
| | Quad City | ECHL | 6 | 1 | 1 | 2 | 2 | | | | | |
| AHL TOTALS | | | 57 | 3 | 5 | 8 | 32 | - | - | - | - | - |
| ECHL TOTALS | | | 6 | 1 | 1 | 2 | 2 | | | | | |
| WHL TOTALS | | | 317 | 143 | 155 | 298 | 224 | 25 | 12 | 14 | 26 | 19 |

REGULAR SEASON

PLAYOFFS

| SEASON | CLUB | LEAGUE | GP | G | A | PTS | PIM | GP | G | A | PTS | PIM |
|------------|----------|--------|-----|----|-----|-----|-----|----|---|----|-----|-----|
| 2014-15 | Portland | WHL | 3 | 0 | 0 | 0 | 0 | - | - | - | - | - |
| 2015-16 | Portland | WHL | 65 | 10 | 17 | 27 | 20 | 4 | 1 | 2 | 3 | 0 |
| 2016-17 | Portland | WHL | 69 | 32 | 62 | 94 | 36 | 11 | 4 | 5 | 9 | 10 |
| 2017-18 | Chicago | AHL | - | - | - | - | - | | | | | |
| | Portland | WHL | 64 | 37 | 65 | 102 | 26 | 12 | 4 | 9 | 13 | 2 |
| AHL TOTALS | | | 0 | 0 | 0 | 0 | 0 | | | | | |
| WHL TOTALS | | | 201 | 79 | 144 | 223 | 82 | 27 | 9 | 16 | 25 | 12 |

KEVIN LOUGH

13 DEFENSE

5-11 185 | March 4, 1992 | Kanata, Ontario | Shoots Left

Signed PTO with Chicago (AHL) on Dec. 5, 2017



STATISTICS AND HIGHLIGHTS

Last Game: April 15 vs. MB | Last Goal: Feb. 18 vs. CLE | Last Assist: Feb. 3 vs. RFD | Streak: N/A

2017-18

- Scored first AHL goal to open scoring in Wolves' 6-1 win over Bakersfield on Jan. 20
- Signed SPC with Wolves on Jan. 18
- Made Wolves debut on Dec. 6 vs. San Diego and handed out two assists

2016-17

- In rookie season, led all Adirondack Thunder blueliners with 18 points (4G, 14A) through 51 games
- Notched first professional point, an assist, on March 17 against Orlando

NOTABLES


- Skated 149 games for Colgate University and collected 31 points (7G, 24A) through four seasons (2012-16)

BEAU BENNETT

14 CENTER

6-2 195 | November 27, 1991 | Gardena, California | Shoots Right

Pittsburgh Penguins, 2010 NHL Draft, 20th Overall (1st Rd.)



STATISTICS AND HIGHLIGHTS

Last Game: April 21 vs. RFD | Last Goal: April 6 at IA | Last Assist: April 14 vs. RFD (2) | Streak: N/A

2017-18

- Racked up 4 points (2G, 2A) for second time in pro career on March 6 at San Antonio
- Notched five-game point streak (G, 6A) from Dec. 15-30 that began with three assists on Dec. 15 as part of 6-3 win at Grand Rapids
- Produced five-game point streak (2G, 4A) from Nov. 25 to Dec. 6
- Handed out three assists on Nov. 17 at MB for his biggest offensive output since contributing four assists for Wilkes-Barre/Scranton against Syracuse on Nov. 9, 2014
- Skated in 200th NHL game on Nov. 13 at Calgary
- Recalled from loan by St. Louis on Oct. 23

NOTABLES

- Member of 2016 Stanley Cup champion Pittsburgh Penguins
- Made NHL debut on Feb. 15, 2013, with Pittsburgh and has skated in 200 NHL contests
- Highest drafted California-born player
- Skated two seasons at the University of Denver (2010-12)
- BCHL leading scorer with 120 points as a rookie during 2009-10 season

2016-17

- Registered 8 goals and 11 assists for 19 points in 65 games with the New Jersey Devils

REGULAR SEASON

| SEASON | CLUB | LEAGUE | GP | G | A | PTS | PIM | GP | G | A | PTS | PIM |
|-------------|--------------------|--------|-----|---|----|-----|-----|----|---|---|-----|-----|
| 2012-13 | Colgate University | NCAA | 36 | 1 | 4 | 5 | 10 | - | - | - | - | - |
| 2013-14 | Colgate University | NCAA | 39 | 3 | 6 | 9 | 22 | - | - | - | - | - |
| 2014-15 | Colgate University | NCAA | 37 | 2 | 7 | 9 | 18 | - | - | - | - | - |
| 2015-16 | Adirondack | ECHL | 4 | 0 | 1 | 1 | 2 | - | - | - | - | - |
| | Colgate University | NCAA | 37 | 1 | 7 | 8 | 22 | - | - | - | - | - |
| 2016-17 | Binghamton | AHL | 1 | 0 | 0 | 0 | 0 | - | - | - | - | - |
| | Adirondack | ECHL | 51 | 4 | 14 | 18 | 26 | 6 | 0 | 1 | 1 | 2 |
| 2017-18 | Chicago | AHL | 45 | 3 | 7 | 10 | 17 | - | - | - | - | - |
| | Adirondack | ECHL | 21 | 2 | 12 | 14 | 13 | - | - | - | - | - |
| AHL TOTALS | | | 46 | 3 | 7 | 10 | 17 | - | - | - | - | - |
| ECHL TOTALS | | | 76 | 6 | 27 | 33 | 41 | 6 | 0 | 1 | 1 | 2 |
| NCAA TOTALS | | | 149 | 7 | 24 | 31 | 72 | - | - | - | - | - |

PLAYOFFS

REGULAR SEASON

| SEASON | CLUB | LEAGUE | GP | G | A | PTS | PIM | GP | G | A | PTS | PIM |
|-------------|-----------------------|--------|-----|----|----|-----|-----|----|---|---|-----|-----|
| 2009-10 | Penticton | BCHL | 56 | 41 | 79 | 120 | 20 | 15 | 5 | 9 | 14 | 6 |
| 2010-11 | Univ. of Denver | NCAA | 37 | 9 | 16 | 25 | 49 | - | - | - | - | - |
| 2011-12 | Univ. of Denver | NCAA | 10 | 4 | 9 | 13 | 25 | - | - | - | - | - |
| 2012-13 | Pittsburgh | NHL | 26 | 3 | 11 | 14 | 6 | 6 | 1 | 0 | 1 | 0 |
| | Wilkes-Barre/Scranton | AHL | 39 | 7 | 21 | 28 | 18 | - | - | - | - | - |
| 2013-14 | Pittsburgh | NHL | 21 | 3 | 4 | 7 | 0 | 12 | 1 | 4 | 5 | 8 |
| | Wilkes-Barre/Scranton | AHL | 3 | 0 | 1 | 1 | 0 | - | - | - | - | - |
| 2014-15 | Pittsburgh | NHL | 49 | 4 | 8 | 12 | 16 | 2 | 0 | 0 | 0 | 0 |
| | Wilkes-Barre/Scranton | AHL | 2 | 0 | 5 | 5 | 0 | - | - | - | - | - |
| 2015-16 | Pittsburgh | NHL | 33 | 6 | 6 | 12 | 10 | 1 | 0 | 0 | 0 | 7 |
| 2016-17 | New Jersey | NHL | 65 | 8 | 11 | 19 | 20 | - | - | - | - | - |
| 2017-18 | St. Louis | NHL | 6 | 0 | 0 | 0 | 0 | - | - | - | - | - |
| | Chicago | AHL | 60 | 12 | 45 | 57 | 30 | 1 | 0 | 0 | 0 | 2 |
| NHL TOTALS | | | 200 | 24 | 40 | 64 | 52 | 21 | 2 | 4 | 6 | 8 |
| AHL TOTALS | | | 104 | 19 | 72 | 91 | 48 | 1 | 0 | 0 | 0 | 2 |
| NCAA TOTALS | | | 47 | 13 | 25 | 38 | 43 | - | - | - | - | - |
| BCHL TOTALS | | | 56 | 41 | 79 | 120 | 20 | 15 | 5 | 9 | 14 | 6 |

MACKENZIE 15 MACEACHERN


LEFT WING

St. Louis Blues, 2012 NHL Draft, 67th Overall (3rd Rd.)

6-3 203 | March 9, 1994 | Troy, Michigan | Shoots Left

STATISTICS AND HIGHLIGHTS

Last Game: Feb. 15 vs. CLE | Last Goal: Feb. 15 vs. CLE | Last Assist: Jan. 12 at BAK | Streak: N/A



2017-18

- Suffered season-ending injury on Feb. 15 against Cleveland
- Posted three-game point streak (G, 2A) from Dec. 27 to Jan. 1
- Delivered first goal of the season -- the game-winner -- on Nov. 3 at Grand Rapids
- Skated in Wolves season opener Oct. 6 at TEX

NOTABLES

- Skated three seasons at Michigan State University (2014-17)

2016-17

- Appeared in 55 AHL games for Chicago during rookie campaign
- Collected 5 goals and 6 assists for 11 points
- Made AHL debut on Oct. 14 in home state of Michigan against Grand Rapids
- Registered first pro goal on Dec. 3 against versus Iowa
- Made Calder Cup Playoffs debut on April 20 at Charlotte
- Nabbed first two pro postseason points (goal, assist) on May 5 against Grand Rapids

REGULAR SEASON

| SEASON | CLUB | LEAGUE | GP | G | A | PTS | PIM |
|-------------|----------------------|--------|-----|----|----|-----|-----|
| 2012-13 | Chicago Steel | USHL | 50 | 8 | 13 | 21 | 35 |
| 2013-14 | Michigan State Univ. | NCAA | 36 | 8 | 4 | 12 | 14 |
| 2014-15 | Michigan State Univ. | NCAA | 35 | 11 | 15 | 26 | 10 |
| 2015-16 | Michigan State Univ. | NCAA | 37 | 14 | 16 | 30 | 20 |
| 2016-17 | Chicago | AHL | 55 | 5 | 6 | 11 | 8 |
| 2017-18 | Chicago | AHL | 46 | 6 | 4 | 10 | 25 |
| AHL TOTALS | | | 101 | 11 | 10 | 21 | 33 |
| NCAA TOTALS | | | 108 | 33 | 35 | 68 | 44 |
| USHL TOTALS | | | 50 | 8 | 13 | 21 | 35 |

PLAYOFFS

| GP | G | A | PTS | PIM |
|----|---|---|-----|-----|
| - | - | - | - | - |
| - | - | - | - | - |
| - | - | - | - | - |
| - | - | - | - | - |
| 10 | 2 | 1 | 3 | 4 |
| 10 | 2 | 1 | 3 | 4 |
| - | - | - | - | - |
| - | - | - | - | - |

PAUL 17 THOMPSON


RIGHT WING

Undrafted; Signed with Vegas (NHL) on July 1, 2017

6-1 204 | November 20, 1988 | Methuen, Massachusetts | Shoots Right

STATISTICS AND HIGHLIGHTS

Last Game: April 21 vs. RFD | Last Goal: April 15 vs. MB | Last Assist: April 7 vs. MIL | Streak: N/A



2017-18

- Only Wolves player to participate in every game and among only 18 players league-wide who appeared in 76-plus games
- Scored game-winning goal with 1.6 seconds left on Dec. 12 at Rockford
- Named Wolves captain on Nov. 19 and recorded team's first short-handed goal of season later that day at Rockford

NOTABLES

- 2015 AHL All-Star
- Skated four seasons at the University of New Hampshire (2007-11)
- Hockey East Player of the Year (2010-11); Hockey East First Team All-Star (2010-11); Hockey East scoring champion (2010-11)

2016-17

- Logged 3 assists through 21 NHL games with the Florida Panthers
- Registered first NHL point on Dec. 10 versus Vancouver
- Finished second in scoring for Springfield with 42 points (19G, 23A) through 51 AHL games

REGULAR SEASON

| SEASON | CLUB | LEAGUE | GP | G | A | PTS | PIM |
|-------------|-----------------------|--------|-----|-----|-----|-----|-----|
| 2007-08 | Univ. of New Hamp. | NCAA | 35 | 6 | 6 | 12 | 22 |
| 2008-09 | Univ. of New Hamp. | NCAA | 27 | 4 | 5 | 9 | 22 |
| 2009-10 | Univ. of New Hamp. | NCAA | 39 | 19 | 20 | 39 | 24 |
| 2010-11 | Wilkes-Barre Scranton | AHL | 6 | 1 | 2 | 3 | 2 |
| | Univ. of New Hamp. | NCAA | 39 | 28 | 24 | 52 | 30 |
| 2011-12 | Wilkes-Barre/Scranton | AHL | 67 | 10 | 15 | 25 | 37 |
| | Wheeling | ECHL | 1 | 1 | 1 | 2 | 0 |
| 2012-13 | Wilkes-Barre/Scranton | AHL | 58 | 20 | 9 | 29 | 84 |
| 2013-14 | Springfield | AHL | 30 | 4 | 4 | 8 | 50 |
| | Wilkes-Barre/Scranton | AHL | 39 | 4 | 3 | 7 | 50 |
| 2014-15 | Albany | AHL | 73 | 33 | 22 | 55 | 67 |
| 2015-16 | New Jersey | NHL | 3 | 0 | 0 | 0 | 2 |
| | Albany | AHL | 56 | 13 | 22 | 35 | 96 |
| 2016-17 | Florida | NHL | 21 | 0 | 3 | 3 | 22 |
| | Springfield | AHL | 51 | 19 | 23 | 42 | 57 |
| 2017-18 | Chicago | AHL | 76 | 24 | 14 | 38 | 108 |
| NHL TOTALS | | | 24 | 0 | 3 | 3 | 24 |
| AHL TOTALS | | | 456 | 128 | 114 | 242 | 551 |
| ECHL TOTALS | | | 1 | 1 | 1 | 2 | 0 |
| NCAA TOTALS | | | 140 | 57 | 55 | 161 | 100 |

PLAYOFFS

| GP | G | A | PTS | PIM |
|----|---|---|-----|-----|
| - | - | - | - | - |
| - | - | - | - | - |
| - | - | - | - | - |
| 4 | 0 | 1 | 1 | 2 |
| - | - | - | - | - |
| 12 | 2 | 1 | 3 | 2 |
| - | - | - | - | - |
| 15 | 3 | 3 | 6 | 21 |
| 5 | 0 | 0 | 0 | 5 |
| - | - | - | - | - |
| - | - | - | - | - |
| - | - | - | - | - |
| 10 | 3 | 1 | 4 | 16 |
| - | - | - | - | - |
| - | - | - | - | - |
| 1 | 0 | 0 | 0 | 0 |
| 47 | 8 | 6 | 14 | 46 |
| - | - | - | - | - |
| - | - | - | - | - |

T.J. 18 TYNAN

CENTER

Columbus Blue Jackets, 2011 NHL Draft, 66th Overall (3rd Rd.)

5-8 165 | February 25, 1992 | Orland Park, Illinois | Shoots Right

STATISTICS AND HIGHLIGHTS

Last Game: April 21 vs. RFD | Last Goal: April 13 at RFD | Last Assist: April 21 vs. RFD | Streak: N/A

2017-18

- Produced seven-game point streak from Jan. 17 to Feb. 3 that featured 1 goal and 12 assists
- Named to AHL All-Star Classic roster on Jan. 27 and posted one goal and two assists for the Central Division in the 2018 All-Star Challenge
- Handed out four primary assists during Wolves' 6-1 win over Bakersfield on Jan. 20
- Delivered four goals and four assists during five-game point streak Dec. 12-21 -- and Wolves won all five games
- Tied Wolves record with two short-handed goals and went on to earn first career hat trick during 6-3 win over Iowa on Dec. 16

2016-17

- Third consecutive 40-point AHL season with 41 points (12G, 29A) through 72 games with the Cleveland Monsters
- Made NHL debut with the Columbus Blue Jackets on March 7 against New Jersey

NOTABLES

- 2016 Calder Cup champion with Lake Erie Monsters
- 2016 and 2018 AHL All-Star
- Attended the University of Notre Dame for four years (2010-14)
- 2011 NCAA Rookie of the Year



KEEGAN 20 KOLESAR

RIGHT WING

Columbus Blue Jackets, 2015 NHL Draft, 69th Overall (3rd Rd.)

6-2 219 | April 8, 1997 | Winnipeg, Manitoba | Shoots Right

STATISTICS AND HIGHLIGHTS

Last Game: April 21 vs. RFD | Last Goal: April 13 at RFD | Last Assist: April 14 vs. RFD | Streak: N/A

2017-18

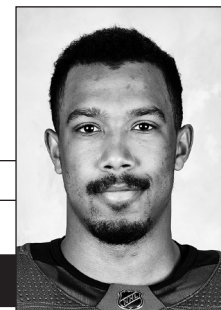
- Made professional postseason debut on April 21 versus Rockford
- Rejoined Wolves after month-long stay in Quad City (ECHL) and produced his first two AHL goals during 5-2 win Feb. 21 at Grand Rapids
- Moved to Quad City on Jan. 17
- Returned to the lineup on Jan. 13 after missing six weeks due to injury
- Posted first AHL point on Nov. 19 at Rockford when he set up Paul Thompson's game-tying short-handed goal.
- Made pro debut Oct. 6 with Chicago

2016-17

- Traded to Vegas in exchange for a second-round draft pick on June 24 during the NHL Draft
- Paced all Seattle Thunderbirds skaters with 101 penalty minutes and ranked fourth in team scoring with 60 points (26G, 34A)
- Led the Thunderbirds to their first WHL championship with 31 points (12G, 19A) through 19 WHL Playoff contests

NOTABLES

- Skated four full seasons with Seattle in the WHL



REGULAR SEASON

| SEASON | CLUB | LEAGUE | GP | G | A | PTS | PIM |
|-------------|---------------------|--------|-----|----|-----|-----|-----|
| 2009-10 | Des Moines | USHL | 60 | 17 | 55 | 72 | 55 |
| 2010-11 | Univ. of Notre Dame | NCAA | 44 | 23 | 31 | 54 | 36 |
| 2011-12 | Univ. of Notre Dame | NCAA | 39 | 13 | 28 | 41 | 38 |
| 2012-13 | Univ. of Notre Dame | NCAA | 41 | 10 | 19 | 28 | 28 |
| 2013-14 | Springfield | AHL | 3 | 0 | 0 | 0 | 2 |
| | Univ. of Notre Dame | NCAA | 40 | 8 | 30 | 38 | 30 |
| 2014-15 | Springfield | AHL | 75 | 13 | 35 | 48 | 48 |
| 2015-16 | Lake Erie | AHL | 76 | 6 | 40 | 46 | 38 |
| 2016-17 | Columbus | NHL | 3 | 0 | 0 | 0 | 0 |
| | Cleveland | AHL | 72 | 12 | 29 | 41 | 34 |
| 2017-18 | Chicago | AHL | 70 | 15 | 45 | 60 | 30 |
| NHL TOTALS | | | 3 | 0 | 0 | 0 | 0 |
| AHL TOTALS | | | 296 | 46 | 149 | 195 | 152 |
| NCAA TOTALS | | | 164 | 54 | 107 | 161 | 132 |
| USHL TOTALS | | | 60 | 17 | 55 | 72 | 55 |

PLAYOFFS

| GP | G | A | PTS | PIM |
|----|---|---|-----|-----|
| - | - | - | - | - |
| - | - | - | - | - |
| - | - | - | - | - |
| - | - | - | - | - |
| - | - | - | - | - |
| - | - | - | - | - |
| 17 | 1 | 5 | 6 | 8 |
| - | - | - | - | - |
| - | - | - | - | - |
| 1 | 0 | 1 | 1 | 0 |
| - | - | - | - | - |
| 18 | 1 | 6 | 7 | 8 |
| - | - | - | - | - |
| - | - | - | - | - |

REGULAR SEASON

| SEASON | CLUB | LEAGUE | GP | G | A | PTS | PIM |
|-------------|-----------|--------|-----|----|----|-----|-----|
| 2012-13 | Seattle | WHL | 1 | 0 | 0 | 0 | 0 |
| 2013-14 | Seattle | WHL | 60 | 2 | 6 | 8 | 45 |
| 2014-15 | Seattle | WHL | 64 | 19 | 19 | 38 | 85 |
| 2015-16 | Seattle | WHL | 64 | 30 | 31 | 61 | 107 |
| 2016-17 | Seattle | WHL | 54 | 26 | 34 | 60 | 101 |
| 2017-18 | Chicago | AHL | 44 | 5 | 8 | 13 | 46 |
| | Quad City | ECHL | 20 | 9 | 7 | 16 | 10 |
| AHL TOTALS | | | 44 | 5 | 8 | 13 | 46 |
| ECHL TOTALS | | | 20 | 9 | 7 | 16 | 10 |
| WHL TOTALS | | | 243 | 77 | 90 | 167 | 338 |

PLAYOFFS

| GP | G | A | PTS | PIM |
|----|----|----|-----|-----|
| 2 | 0 | 0 | 0 | 0 |
| 9 | 0 | 2 | 2 | 2 |
| - | - | - | - | - |
| 16 | 7 | 8 | 15 | 8 |
| 19 | 12 | 19 | 31 | 37 |
| 1 | 0 | 0 | 0 | 0 |
| - | - | - | - | - |
| 1 | 0 | 0 | 0 | 0 |
| - | - | - | - | - |
| 46 | 19 | 29 | 48 | 47 |

SCOOTER VAUGHAN

21 FORWARD

Undrafted; Re-signed with Chicago (AHL) on July 25, 2017

6-1 202 | April 8, 1989 | Placentia, California | Shoots Right

STATISTICS AND HIGHLIGHTS

Last Game: April 21 vs. RFD | Last Goal: April 7 vs. MIL | Last Assist: April 3 vs. MIL | Streak: N/A



2017-18

- Received Yanick Dupre Memorial Award as AHL's Man of the Year on April 12
- Named Wolves Man of the Year on March 29, which also wins the team's Dan Snyder Man of the Year award
- Posted four-game point streak (G, 3A) Dec. 15-21
- Earned first point of season with assist during 6-3 win on Dec. 15 at Grand Rapids
- Made season debut on Oct. 22 vs. Tucson

NOTABLES

- Skates as both forward and defenseman
- Spent four seasons at the University of Michigan (2007-11)

2016-17

- Appeared in 60 regular-season contests and recorded 12 points (6G, 6A)
- Played 250th career AHL game on April 9 against Rockford at Allstate Arena
- Skated in first career Calder Cup Playoff game on May 5 against Grand Rapids

REGULAR SEASON

| SEASON | CLUB | LEAGUE | GP | G | A | PTS | PIM |
|-------------|-------------------|--------|-----|----|----|-----|-----|
| 2007-08 | Univ. of Michigan | NCAA | 33 | 0 | 4 | 4 | 27 |
| 2008-09 | Univ. of Michigan | NCAA | 25 | 0 | 5 | 5 | 29 |
| 2009-10 | Univ. of Michigan | NCAA | 35 | 2 | 4 | 6 | 18 |
| 2010-11 | Univ. of Michigan | NCAA | 44 | 14 | 10 | 24 | 45 |
| 2011-12 | Wheeling | ECHL | 20 | 1 | 5 | 6 | 21 |
| 2012-13 | South Carolina | ECHL | 50 | 6 | 14 | 20 | 75 |
| 2013-14 | Bridgeport | AHL | 51 | 9 | 7 | 16 | 43 |
| | South Carolina | ECHL | 20 | 2 | 6 | 8 | 41 |
| 2014-15 | Bridgeport | AHL | 71 | 9 | 7 | 16 | 102 |
| 2015-16 | Chicago | AHL | 68 | 3 | 11 | 14 | 56 |
| 2016-17 | Chicago | AHL | 60 | 6 | 6 | 12 | 31 |
| 2017-18 | Chicago | AHL | 46 | 2 | 10 | 12 | 33 |
| AHL TOTALS | | | 296 | 29 | 41 | 70 | 265 |
| ECHL TOTALS | | | 90 | 9 | 25 | 34 | 137 |
| NCAA TOTALS | | | 137 | 16 | 23 | 39 | 119 |

PLAYOFFS

| GP | G | A | PTS | PIM |
|----|---|---|-----|-----|
| - | - | - | - | - |
| - | - | - | - | - |
| - | - | - | - | - |
| - | - | - | - | - |
| 4 | 1 | 0 | 1 | 2 |
| - | - | - | - | - |
| - | - | - | - | - |
| - | - | - | - | - |
| 4 | 0 | 1 | 1 | 0 |
| 1 | 0 | 0 | 0 | 0 |
| 5 | 0 | 1 | 1 | 0 |
| 4 | 1 | 0 | 1 | 2 |
| - | - | - | - | - |

WADE MEGAN

22 CENTER

Florida Panthers, 2009 NHL Draft, 138th Overall (5th Rd.)

6-1 194 | July 22, 1990 | Canton, New York | Shoots Left

STATISTICS AND HIGHLIGHTS

Last Game: April 21 vs. RFD | Last Goal: April 7 vs. MIL | Last Assist: March 22 at CLE (2) | Streak: N/A



2017-18

- Racked up three points (G, 2A) on Dec. 16 vs. Iowa
- Produced two goals on Nov. 26 vs. Iowa
- Recalled from loan by St. Louis on Nov. 18
- Skated in one NHL game for the St. Louis Blues
- Loaned to Chicago on Oct. 19 and posted two assists in Wolves season debut on Oct. 21

NOTABLES

- Made professional debut with San Antonio (AHL) on March 28, 2013, against Grand Rapids
- Served as captain during senior season with Boston University Terriers (2013)

2016-17

- Finished second on Wolves – fourth in AHL – in scoring with 66 points (33G, 33A)
- Recorded first pro hat trick Dec. 28 at Rockford
- Made NHL debut with St. Louis on Dec. 22 at Tampa Bay and scored first NHL goal
- Shattered previous AHL career-highs in points, goals and assists
- Earned Willie Marshall Award as AHL's leading regular-season goal-scorer
- Named to AHL First All-Star Team

REGULAR SEASON

| SEASON | CLUB | LEAGUE | GP | G | A | PTS | PIM |
|-------------|-------------------|--------|-----|----|----|-----|-----|
| 2009-10 | Boston University | NCAA | 35 | 5 | 7 | 12 | 22 |
| 2010-11 | Boston University | NCAA | 39 | 8 | 5 | 13 | 32 |
| 2011-12 | Boston University | NCAA | 39 | 20 | 9 | 29 | 57 |
| 2012-13 | San Antonio | AHL | 13 | 1 | 0 | 1 | 0 |
| | Boston University | NCAA | 38 | 16 | 13 | 29 | 50 |
| 2013-14 | San Antonio | AHL | 43 | 11 | 6 | 17 | 18 |
| | Cincinnati | ECHL | 16 | 13 | 7 | 20 | 11 |
| 2014-15 | San Antonio | AHL | 59 | 8 | 5 | 13 | 44 |
| | Cincinnati | ECHL | 5 | 4 | 3 | 7 | 12 |
| 2015-16 | Portland | AHL | 75 | 14 | 9 | 23 | 53 |
| 2016-17 | St. Louis | NHL | 3 | 1 | 0 | 1 | 0 |
| | Chicago | AHL | 73 | 33 | 33 | 66 | 57 |
| 2017-18 | St. Louis | NHL | 1 | 0 | 0 | 0 | 0 |
| | Chicago | AHL | 63 | 11 | 22 | 33 | 52 |
| NHL TOTALS | | | 4 | 1 | 0 | 1 | 0 |
| AHL TOTALS | | | 326 | 78 | 75 | 153 | 224 |
| ECHL TOTALS | | | 21 | 17 | 10 | 27 | 23 |
| NCAA TOTALS | | | 151 | 49 | 34 | 83 | 161 |

PLAYOFFS

| GP | G | A | PTS | PIM |
|----|----|---|-----|-----|
| - | - | - | - | - |
| - | - | - | - | - |
| - | - | - | - | - |
| - | - | - | - | - |
| - | - | - | - | - |
| 22 | 10 | 3 | 13 | 12 |
| 3 | 0 | 0 | 0 | 0 |
| - | - | - | - | - |
| 5 | 0 | 0 | 0 | 10 |
| - | - | - | - | - |
| 5 | 0 | 1 | 1 | 4 |
| - | - | - | - | - |
| 1 | 0 | 0 | 0 | 0 |
| - | - | - | - | - |
| 14 | 0 | 1 | 1 | 14 |
| 22 | 10 | 3 | 13 | 12 |
| - | - | - | - | - |

STEFAN MATTEAU

23 CENTER

New Jersey Devils, 2012 NHL Draft, 29th Overall (1st Rd.)

6-2 220 | February 23, 1994 | Chicago, Illinois | Shoots Left

STATISTICS AND HIGHLIGHTS

Last Game: April 21 vs. RFD | Last Goal: April 6 at IA | Last Assist: April 13 at RFD | Streak: N/A



2017-18

- Recalled from loan by Vegas (NHL) on Feb. 18 and played for Golden Knights on Feb. 19
- Registered first professional three-goal game with a natural hat trick on Feb. 2 vs. Milwaukee
- Appeared in five NHL games for Vegas from Nov. 28 to Dec. 5 and registered one assist
- Produced two goals Nov. 15 at Manitoba – his first two-goal performance since Nov. 30, 2013, for Albany against Bridgeport
- Posted first point with Wolves (an assist) on Oct. 7 at Texas

2016-17

- Finished eighth in team scoring with 25 points (12G, 13A) through 67 AHL games with the St. John's IceCaps
- Logged a career-high 122 penalty minutes and was second-most penalized IceCaps player

NOTABLES

- Made NHL debut on Jan. 19, 2013, and has skated in 62 NHL games
- Two-year member of the National Team Development Program

PHILIP HOLM


24 DEFENSE

Undrafted; Traded to Vegas (NHL) on Feb. 26, 2018

6-1 190 | December 8, 1991 | Stockholm, Sweden | Shoots Left

STATISTICS AND HIGHLIGHTS

Last Game: April 21 vs. RFD | Last Goal: April 14 vs. RFD | Last Assist: April 13 at RFD | Streak: N/A



2017-18

- Earned first point in Wolves uniform when he helped set up T.J. Tynan's power-play goal on March 2 at San Antonio
- Made Wolves debut in 4-3 shootout win over Texas on Feb. 27
- Acquired via trade by Vegas (NHL) and loaned to Chicago (AHL) on Feb. 26
- Made NHL debut with Vancouver (NHL) on Feb. 23 against Vegas
- Signed as free agent with Vancouver on May 26

2016-17

- Won gold medal with Sweden at 2017 World Championship
- Helped Vaxjo HC finish No. 1 in SweHL regular season
- Compiled 21 points (4G, 21A) to finish seventh in Vaxjo HC team scoring

NOTABLES

- Skated three seasons (2014-17) in the SweHL and collected 37 points (8G, 29A) in 146 games split between Djurgardens IF and Vaxjo HC
- Spent two seasons (2012-14) with Djurgardens IF Stockholm in Swe-1; registered 20 points (6G, 14A) in 90 games
- Played one full season (2011-12) – and one game during 2010-11 – with Djurgardens IF Stockholm in SEL

REGULAR SEASON

| SEASON | CLUB | LEAGUE | GP | G | A | PTS | PIM |
|--------------|-----------------------|--------|-----|----|----|-----|-----|
| 2010-11 | U.S. Nat'l Dev. Team | -- | 28 | 4 | 5 | 9 | 47 |
| 2011-12 | U.S. Nat'l Dev. Team | -- | 18 | 6 | 4 | 10 | 93 |
| 2012-13 | New Jersey | NHL | 17 | 1 | 2 | 3 | 36 |
| | Blainville-Boisbriand | QMJHL | 35 | 18 | 10 | 28 | 70 |
| 2013-14 | Albany | AHL | 67 | 13 | 13 | 26 | 66 |
| 2014-15 | New Jersey | NHL | 7 | 1 | 0 | 1 | 4 |
| | Albany | AHL | 61 | 12 | 15 | 27 | 40 |
| 2015-16 | Montreal | NHL | 12 | 0 | 1 | 1 | 4 |
| | New Jersey | NHL | 20 | 1 | 0 | 1 | 13 |
| | Albany | AHL | 1 | 0 | 0 | 0 | 4 |
| 2016-17 | St. John's | AHL | 67 | 12 | 13 | 25 | 122 |
| 2017-18 | Vegas | NHL | 8 | 0 | 1 | 1 | 0 |
| | Chicago | AHL | 60 | 15 | 12 | 27 | 57 |
| NHL TOTALS | | | 64 | 3 | 4 | 7 | 27 |
| AHL TOTALS | | | 256 | 52 | 53 | 105 | 289 |
| QMJHL TOTALS | | | 35 | 18 | 10 | 28 | 70 |
| NTDP TOTALS | | | 46 | 10 | 9 | 19 | 140 |

PLAYOFFS

| GP | G | A | PTS | PIM |
|----|----|----|-----|-----|
| -- | -- | -- | -- | -- |
| -- | -- | -- | -- | -- |
| -- | -- | -- | -- | -- |
| 11 | 3 | 6 | 9 | 16 |
| 4 | 1 | 0 | 1 | -- |
| -- | -- | -- | -- | -- |
| -- | -- | -- | -- | -- |
| -- | -- | -- | -- | -- |
| -- | -- | -- | -- | -- |
| 4 | 3 | 1 | 4 | 2 |
| 1 | 0 | 0 | 0 | 0 |
| -- | -- | -- | -- | -- |
| 9 | 4 | 1 | 5 | 6 |
| 11 | 3 | 6 | 9 | 16 |
| -- | -- | -- | -- | -- |

REGULAR SEASON

| SEASON | CLUB | LEAGUE | GP | G | A | PTS | PIM |
|--------------|--------------------|--------|-----|----|----|-----|-----|
| 2010-11 | Djurgardens IF St. | SEL | 1 | 0 | 0 | 0 | 8 |
| 2011-12 | Djurgardens IF St. | SEL | 50 | 2 | 2 | 4 | 18 |
| 2012-13 | Djurgardens IF St. | Swe-1 | 46 | 5 | 8 | 13 | 34 |
| 2013-14 | Djurgardens IF St. | Swe-1 | 44 | 1 | 6 | 7 | 54 |
| 2014-15 | Djurgardens IF | SweHL | 51 | 2 | 7 | 9 | 20 |
| 2015-16 | Djurgardens IF | SweHL | 43 | 2 | 5 | 7 | 51 |
| 2016-17 | Vaxjo HC | SweHL | 52 | 4 | 17 | 21 | 30 |
| 2017-18 | Vancouver | NHL | 1 | 0 | 0 | 0 | 0 |
| | Chicago | AHL | 21 | 1 | 8 | 9 | 16 |
| | Utica | AHL | 42 | 11 | 18 | 29 | 28 |
| NHL TOTALS | | | 1 | 0 | 0 | 0 | 0 |
| AHL TOTALS | | | 63 | 12 | 26 | 38 | 44 |
| SweHL TOTALS | | | 146 | 8 | 29 | 37 | 101 |
| Swe-1 TOTALS | | | 90 | 6 | 14 | 20 | 88 |
| SEL TOTALS | | | 51 | 2 | 2 | 4 | 18 |

PLAYOFFS

| GP | G | A | PTS | PIM |
|----|----|----|-----|-----|
| -- | -- | -- | -- | -- |
| -- | -- | -- | -- | -- |
| -- | -- | -- | -- | -- |
| -- | -- | -- | -- | -- |
| 8 | 1 | 1 | 2 | 10 |
| 6 | 0 | 0 | 0 | 0 |
| -- | -- | -- | -- | -- |
| 1 | 0 | 0 | 0 | 0 |
| -- | -- | -- | -- | -- |
| -- | -- | -- | -- | -- |
| 1 | 0 | 0 | 0 | 0 |

TOBIAS LINDBERG


25 RIGHT WING

Ottawa Senators, 2013 NHL Draft, 102nd Overall (4th Rd.)

6-3 215 | July 22, 1995 | Stockholm, Sweden | Shoots Left

STATISTICS AND HIGHLIGHTS

Last Game: April 15 vs. MB | Last Goal: March 18 vs. IA | Last Assist: April 15 vs. MB | Streak: N/A



2017-18

- Traded by Vegas (NHL) to Pittsburgh (NHL) on Feb. 23, but Penguins elected to keep him on Wolves roster
- Contributed seven goals in a 12-game span from Dec. 9 to Jan. 3
- Posted first goal with Wolves -- the game-winning tally -- on Dec. 9 at Cleveland
- Recorded first point with Wolves (an assist) in 2-0 win on Nov. 3 at Grand Rapids
- Made Wolves debut on Oct. 14 vs. Ontario
- Traded to Vegas on Oct. 6 with 2018 draft pick in exchange for goaltender Calvin Pickard

NOTABLES

- Made NHL debut with the Toronto Maple Leafs on March 31, 2016, at Buffalo and skated in five more games
- 2015 Memorial Cup and J. Ross Robertson Cup (OHL) champion with Oshawa Generals

2016-17

- Skated in 44 AHL games with the Toronto Marlies and collected 16 points (6G, 10A)

REGULAR SEASON

| SEASON | CLUB | LEAGUE | GP | G | A | PTS | PIM |
|--------------|----------------|--------|-----|----|----|-----|-----|
| 2012-13 | Djurgardens IF | Swe-1 | 5 | 0 | 1 | 1 | 0 |
| 2013-14 | Djurgardens IF | Swe-1 | 3 | 0 | 0 | 0 | 0 |
| 2014-15 | Oshawa | OHL | 67 | 32 | 46 | 78 | 14 |
| 2015-16 | Toronto | NHL | 6 | 0 | 2 | 2 | 4 |
| | Toronto | AHL | 22 | 6 | 6 | 12 | 12 |
| | Binghamton | AHL | 34 | 5 | 17 | 22 | 8 |
| 2016-17 | Toronto | AHL | 44 | 6 | 10 | 16 | 34 |
| 2017-18 | Chicago | AHL | 64 | 10 | 13 | 23 | 30 |
| NHL TOTALS | | | 6 | 0 | 2 | 2 | 4 |
| AHL TOTALS | | | 164 | 27 | 46 | 73 | 84 |
| OHL TOTALS | | | 67 | 32 | 46 | 78 | 14 |
| Swe-1 TOTALS | | | 8 | 0 | 1 | 1 | 0 |

PLAYOFFS

| GP | G | A | PTS | PIM |
|----|---|----|-----|-----|
| - | - | - | - | - |
| - | - | - | - | - |
| 21 | 7 | 12 | 19 | 8 |
| - | - | - | - | - |
| 3 | 0 | 0 | 0 | 2 |
| - | - | - | - | - |
| - | - | - | - | - |
| - | - | - | - | - |
| - | - | - | - | - |
| 3 | 0 | 0 | 0 | 2 |
| 21 | 7 | 12 | 19 | 8 |
| - | - | - | - | - |

BRYCE GERVAIS


26 FORWARD

Undrafted; Signed with Chicago (AHL) on May 9, 2016

5-9 175 | February 26, 1992 | Battleford, Saskatchewan | Shoots Left

STATISTICS AND HIGHLIGHTS

Last Game: April 15 vs. MB | Last Goal: Feb. 27 vs. TEX | Last Assist: N/A | Streak: N/A



2017-18

- Produced three goals in a four-game stretch from Jan. 27 to Feb. 9
- Scored first goal of the season on Jan. 3 versus Cleveland that snapped a 3-3 tie and served as the game-winning goal
- Returned to the lineup Dec. 30 versus Rockford after missing five weeks due to injury
- Made season debut on Oct. 7 at TEX

NOTABLES

- In second full season with the Wolves
- Made AHL debut on March 25, 2016, with Chicago
- Skated four seasons at Minnesota State University Mankato

2016-17

- First full season of professional hockey; skated in 60 regular-season games for the Wolves and nabbed 21 points (13G, 8A).
- Tied second among team rookies in goal scoring and was one of 14 skaters to collected at least 20 points during the regular season.
- Dressed for eight postseason games and recorded an assist.

REGULAR SEASON

| SEASON | CLUB | LEAGUE | GP | G | A | PTS | PIM |
|-------------|-------------------------|--------|-----|----|----|-----|-----|
| 2010-11 | Salmon Arm | BCHL | 58 | 29 | 22 | 51 | 49 |
| 2011-12 | Salmon Arm | BCHL | 20 | 16 | 11 | 27 | 23 |
| | Penticton | BCHL | 39 | 26 | 22 | 48 | 18 |
| 2012-13 | Minn. St. Univ. Mankato | NCAA | 41 | 8 | 5 | 13 | 26 |
| 2013-14 | Minn. St. Univ. Mankato | NCAA | 41 | 16 | 10 | 26 | 61 |
| 2014-15 | Minn. St. Univ. Mankato | NCAA | 40 | 27 | 9 | 36 | 18 |
| 2015-16 | Chicago | AHL | 10 | 4 | 2 | 6 | 2 |
| | Minn. St. Univ. Mankato | NCAA | 41 | 16 | 10 | 26 | 48 |
| 2016-17 | Chicago | AHL | 60 | 13 | 8 | 21 | 37 |
| 2017-18 | Chicago | AHL | 36 | 5 | 0 | 5 | 14 |
| AHL TOTALS | | | 106 | 22 | 10 | 32 | 53 |
| NCAA TOTALS | | | 163 | 67 | 34 | 101 | 153 |
| BCHL TOTALS | | | 117 | 71 | 55 | 126 | 90 |

PLAYOFFS

| GP | G | A | PTS | PIM |
|----|----|---|-----|-----|
| 15 | 4 | 4 | 8 | 14 |
| - | - | - | - | - |
| 15 | 6 | 5 | 11 | 19 |
| - | - | - | - | - |
| - | - | - | - | - |
| - | - | - | - | - |
| - | - | - | - | - |
| - | - | - | - | - |
| 8 | 0 | 1 | 1 | 7 |
| - | - | - | - | - |
| 8 | 0 | 1 | 1 | 7 |
| - | - | - | - | - |
| 30 | 10 | 9 | 19 | 33 |

BRANDON 27 PIRRI

CENTER

Chicago Blackhawks, 2009 NHL Draft, 59th Overall (2nd Rd.)

6-0 183 | April 10, 1991 | Toronto, Ontario | Shoots Left

STATISTICS AND HIGHLIGHTS

Last Game: April 21 vs. RFD | Last Goal: March 31 vs. TEX | Last Assist: April 10 at MIL | Streak: N/A

2017-18


- Made professional postseason debut on April 21 and fired three shots
- Handed out three assists on Nov. 26 vs. Iowa
- Scored three goals in two games for Vegas (NHL) April 3-5
- Delivered seven points (3G, 4A) during five-game point streak Feb. 25 to March 6
- Recorded second career hat trick to help Wolves earn 4-3 OT win over Manitoba on Jan. 5
- Selected to play in 2018 AHL All-Star Classic
- Scored one goal in four consecutive games Dec. 22-30 -- his longest streak as a professional since scoring in four straight for the Florida Panthers (NHL) March 14-19, 2015

2016-17

- Skated in 60 NHL games and collected 18 points (8G, 10A) with New York Rangers

NOTABLES

- Made NHL debut Oct. 9, 2010, and has skated in 226 NHL contests
- Ranked second in goals on 2014-15 Florida Panthers with 22 tallies
- AHL's 2012-13 leading scorer with 75 points (22G, 53A) in 76 games
- Spent one season at Rensselaer Polytechnic Institute (2009-10)
- Two-time AHL All-Star (2012, 2014) and one-time event MVP (2014)



JAKE 28 BISCHOFF

DEFENSE

New York Islanders, 2012 NHL Draft, 185th Overall (7th Rd.)

6-1 195 | July 25, 1994 | Grand Rapids, Minnesota | Shoots Left

STATISTICS AND HIGHLIGHTS

Last Game: April 21 vs. RFD | Last Goal: April 10 at MIL | Last Assist: April 6 at IA | Streak: N/A

2017-18


- Earned first two-point night since his pro debut when he posted a goal and an assist in 3-1 win over Cleveland on Jan. 21
- Made Wolves debut Oct. 6 at TEX and recorded first Wolves point (an assist) that night

2016-17

- Traded to Vegas Golden Knights on June 22 - along with the Islanders' 2017 first-round draft pick - in exchange for the selection of Jean-Francois Berube in the expansion draft
- Signed entry-level contract with New York Islanders on March 28
- Made professional debut with Bridgeport Sound Tigers on March 31 against Lehigh Valley and collected first two pro points (G, A)
- Tallied collegiate career highs in points (38), assists (27) and blocked shots (88)
- Served as a Gophers alternate captain for second season
- Named Big Ten Defensive Player of the Year and First-team All-Big Ten

NOTABLES

- Skated four seasons at the University of Minnesota (2013-17)
- Named Big Ten's Defensive Player of the Year in 2016-17



REGULAR SEASON

| SEASON | CLUB | LEAGUE | GP | G | A | PTS | PIM |
|-------------|--------------|--------|-----|----|-----|-----|-----|
| 2009-10 | R.P.I. | NCAA | 39 | 11 | 32 | 43 | 67 |
| 2010-11 | Chicago | NHL | 1 | 0 | 0 | 0 | 0 |
| | Rockford | AHL | 70 | 12 | 31 | 43 | 50 |
| 2011-12 | Chicago | NHL | 5 | 0 | 2 | 2 | 0 |
| | Rockford | AHL | 66 | 23 | 33 | 56 | 36 |
| 2012-13 | Chicago | NHL | 1 | 0 | 0 | 0 | 0 |
| | Rockford | AHL | 76 | 22 | 53 | 75 | 72 |
| 2013-14 | Chicago | NHL | 28 | 6 | 5 | 11 | 6 |
| | Florida | NHL | 21 | 7 | 7 | 14 | 2 |
| | Rockford | AHL | 26 | 11 | 15 | 26 | 10 |
| 2014-15 | Florida | NHL | 49 | 22 | 2 | 24 | 14 |
| 2015-16 | Anaheim | NHL | 9 | 3 | 2 | 5 | 0 |
| | Florida | NHL | 52 | 11 | 13 | 24 | 30 |
| 2016-17 | N.Y. Rangers | NHL | 60 | 8 | 10 | 18 | 25 |
| 2017-18 | Vegas | NHL | 2 | 3 | 0 | 3 | 0 |
| | Chicago | AHL | 57 | 29 | 23 | 52 | 28 |
| NHL TOTALS | | | 228 | 60 | 41 | 101 | 77 |
| AHL TOTALS | | | 295 | 97 | 155 | 252 | 196 |
| NCAA TOTALS | | | 39 | 11 | 32 | 43 | 67 |

PLAYOFFS

| GP | G | A | PTS | PIM |
|----|---|---|-----|-----|
| - | - | - | - | - |
| - | - | - | - | - |
| - | - | - | - | - |
| - | - | - | - | - |
| - | - | - | - | - |
| - | - | - | - | - |
| - | - | - | - | - |
| - | - | - | - | - |
| - | - | - | - | - |
| - | - | - | - | - |
| - | - | - | - | - |
| - | - | - | - | - |
| - | - | - | - | - |
| 1 | 0 | 0 | 0 | 0 |
| - | - | - | - | - |
| 1 | 0 | 0 | 0 | 0 |
| - | - | - | - | - |

REGULAR SEASON

| SEASON | CLUB | LEAGUE | GP | G | A | PTS | PIM |
|-------------|--------------------|--------|-----|----|----|-----|-----|
| 2011-12 | Omaha | USHL | 10 | 0 | 1 | 1 | 2 |
| 2012-13 | Omaha | USHL | 12 | 0 | 2 | 2 | 0 |
| 2013-14 | Univ. of Minnesota | NCAA | 28 | 3 | 4 | 7 | 8 |
| 2014-15 | Univ. of Minnesota | NCAA | 36 | 3 | 8 | 11 | 0 |
| 2015-16 | Univ. of Minnesota | NCAA | 37 | 6 | 12 | 18 | 14 |
| 2016-17 | Bridgeport | NHL | 6 | 2 | 1 | 3 | 2 |
| | Univ. of Minnesota | NCAA | 38 | 5 | 27 | 32 | 16 |
| 2017-18 | Chicago | AHL | 69 | 7 | 16 | 23 | 34 |
| AHL TOTALS | | | 75 | 9 | 17 | 26 | 36 |
| NCAA TOTALS | | | 139 | 17 | 51 | 68 | 38 |
| USHL TOTALS | | | 22 | 0 | 3 | 3 | 2 |

PLAYOFFS

| GP | G | A | PTS | PIM |
|----|---|---|-----|-----|
| - | - | - | - | - |
| - | - | - | - | - |
| - | - | - | - | - |
| - | - | - | - | - |
| - | - | - | - | - |
| - | - | - | - | - |
| - | - | - | - | - |
| 1 | 0 | 0 | 0 | 0 |
| 1 | 0 | 0 | 0 | 0 |
| - | - | - | - | - |
| - | - | - | - | - |

BRETT

29

STERLING

LEFT WING

Atlanta Thrashers, 2003 NHL Draft, 145th Overall (5th Rd.)


5-7

177

April 24, 1984

Los Angeles, California

Shoots Left



STATISTICS AND HIGHLIGHTS

Last Game: April 21 vs. RFD

Last Goal: April 14 vs. RFD

Last Assist: April 14 vs. RFD

Streak: N/A

2017-18

- Scored his 250th AHL goal on April 14 vs. Rockford that gave the Wolves a 5-4 win. He moved into a share of 42nd place on AHL's all-time list.
- Scored two goals on Jan. 17 at Iowa to pass Keith Aucoin and take over 46th place on AHL's all-time list with 245 goals
- Pair of goals on Dec. 15 against Grand Rapids moved Sterling past former linemate Jason Krog for fourth place on Wolves scoring list

2016-17

- Received 2017 Dan Snyder Man of the Year Award, given to player who demonstrates outstanding dedication to Chicago community

NOTABLES

- No. 2 goal-scorer in Wolves history (193 goals)
- No. 3 in games played (408 games)
- No. 4 on Wolves franchise scoring list (362 pts)
- No. 6 on Wolves assists list (169 assists)
- 2008 Calder Cup champion with Wolves
- 2007 AHL Rookie of the Year
- Led AHL in goal scoring with 55 goals during 2006-07 season
- Four-time AHL All-Star (2007, 08, 10, 13) and one-time event MVP (2007)
- Helped U.S. to first gold medals in U18s (2002) and World Juniors (2004)

KASIMIR

31

KASKISUO

GOALTENDER

Undrafted; Signed with Toronto Maple Leafs on March 28, 2016


6-3

194

October 2, 1993

Vantaa, Finland

Catches Left



STATISTICS AND HIGHLIGHTS

Last Game: March 10 vs. MB

Last Win: March 3 at TEX

Last Shutout: Jan. 6 vs. GR

Streak: N/A

2017-18

- Earned second Wolves shutout with a 32-save performance in 2-0 home win on Jan. 6 vs. GR
- Earned first Wolves win with a 33-save shutout in 2-0 victory on Nov. 3 at Grand Rapids
- Loaned to Wolves Oct. 23 by Toronto
- Appeared in a single game with the Toronto Marlies
- Backstopped the Orlando Solar Bears for two games

2016-17

- Appeared in 17 games - including 10 Calder Cup Playoff contests - with the Marlies
- Spent majority of season ECHL level with Solar Bears and backstopped them for 32 games

NOTABLES

- Made professional debut on April 1, 2016, with Toronto (AHL) against Syracuse
- Spent two seasons with the University of Minnesota Duluth
- Prior to coming to North America, spent four seasons in the Jokerit (2009-13) junior program

REGULAR SEASON

| SEASON | CLUB | LEAGUE | GP | G | A | PTS | PIM |
|-------------|-----------------------|--------|-----|-----|-----|-----|-----|
| 2000-01 | U.S. Nat'l Dev. Team | -- | 60 | 36 | 26 | 62 | 66 |
| 2001-02 | U.S. Nat'l Dev. Team | -- | 50 | 29 | 19 | 48 | 36 |
| 2002-03 | Colorado College | NCAA | 36 | 27 | 11 | 38 | 30 |
| 2003-04 | Colorado College | NCAA | 30 | 16 | 12 | 28 | 40 |
| 2004-05 | Colorado College | NCAA | 43 | 34 | 29 | 63 | 74 |
| 2005-06 | Colorado College | NCAA | 41 | 31 | 24 | 55 | 66 |
| 2006-07 | Chicago | AHL | 77 | 55 | 42 | 97 | 96 |
| 2007-08 | Atlanta | NHL | 13 | 1 | 2 | 3 | 14 |
| | Chicago | AHL | 70 | 38 | 33 | 71 | 116 |
| 2008-09 | Atlanta | NHL | 6 | 1 | 0 | 1 | 2 |
| | Chicago | AHL | 52 | 16 | 23 | 39 | 84 |
| 2009-10 | Chicago | AHL | 55 | 34 | 22 | 56 | 38 |
| 2010-11 | Pittsburgh | NHL | 7 | 3 | 2 | 5 | 16 |
| | Wilkes-Barre/Scranton | AHL | 65 | 27 | 26 | 53 | 88 |
| 2011-12 | St. Louis | NHL | 4 | 0 | 0 | 0 | 0 |
| | Peoria | AHL | 54 | 22 | 26 | 48 | 74 |
| | Portland | AHL | 19 | 8 | 6 | 14 | 30 |
| 2012-13 | Chicago | AHL | 48 | 24 | 21 | 45 | 50 |
| 2013-14 | HV71 | SHL | 43 | 11 | 9 | 20 | 28 |
| | Örebro HK | SHL | 5 | 1 | 2 | 3 | 4 |
| 2014-15 | EC Salzburg | EBEL | 49 | 23 | 28 | 51 | 100 |
| 2015-16 | EC Salzburg | EBEL | 46 | 33 | 16 | 49 | 119 |
| 2016-17 | Chicago | AHL | 61 | 11 | 18 | 29 | 40 |
| 2017-18 | Chicago | AHL | 45 | 15 | 10 | 25 | 46 |
| NHL TOTALS | | | 30 | 5 | 4 | 9 | 32 |
| AHL TOTALS | | | 546 | 250 | 227 | 477 | 662 |
| EBEL TOTALS | | | 95 | 56 | 44 | 100 | 221 |
| SHL TOTALS | | | 48 | 12 | 11 | 23 | 32 |
| NCAA TOTALS | | | 150 | 108 | 76 | 184 | 210 |
| NTDP TOTALS | | | 110 | 65 | 45 | 110 | 102 |

PLAYOFFS

| GP | G | A | PTS | PIM |
|----|----|----|-----|-----|
| -- | -- | -- | -- | -- |
| -- | -- | -- | -- | -- |
| -- | -- | -- | -- | -- |
| -- | -- | -- | -- | -- |
| -- | -- | -- | -- | -- |
| 15 | 7 | 5 | 12 | 24 |
| -- | -- | -- | -- | -- |
| 16 | 3 | 5 | 8 | 18 |
| -- | -- | -- | -- | -- |
| 9 | 4 | 6 | 19 | 4 |
| -- | -- | -- | -- | -- |
| 12 | 2 | 4 | 6 | 10 |
| -- | -- | -- | -- | -- |
| -- | -- | -- | -- | -- |
| 5 | 1 | 0 | 1 | 0 |
| 13 | 10 | 11 | 21 | 26 |
| 17 | 8 | 4 | 12 | 71 |
| 4 | 1 | 1 | 2 | 6 |
| 1 | 0 | 0 | 0 | 2 |
| -- | -- | -- | -- | -- |
| 57 | 18 | 21 | 39 | 64 |
| 30 | 18 | 15 | 33 | 97 |
| 5 | 1 | 0 | 1 | 0 |
| -- | -- | -- | -- | -- |
| -- | -- | -- | -- | -- |

REGULAR SEASON

| SEASON | CLUB | LEAGUE | GP | W | L | T/SOL | MIN | GA | SO | GAA |
|-------------|-----------------------|--------|----|----|----|-------|-------|-----|----|------|
| 2013-14 | Minnesota | NAHL | 32 | 21 | 6 | 5 | 1,951 | 48 | 9 | 1.48 |
| 2014-15 | Univ. of Minn. Duluth | NCAA | 36 | 18 | 14 | 3 | 2,114 | 81 | 1 | 2.30 |
| 2015-16 | Toronto | AHL | 2 | 1 | 0 | 1 | 125 | 5 | 0 | 2.40 |
| | Univ. of Minn. Duluth | NCAA | 39 | 19 | 15 | 5 | 2,350 | 75 | 5 | 1.92 |
| 2016-17 | Toronto | AHL | 7 | 5 | 1 | 0 | 391 | 12 | 1 | 1.84 |
| | Orlando | ECHL | 32 | 14 | 11 | 2 | 1,842 | 106 | 1 | 3.45 |
| 2017-18 | Chicago | AHL | 28 | 13 | 13 | 2 | 1,613 | 64 | 2 | 2.38 |
| | Toronto | AHL | 1 | 1 | 0 | 0 | 60 | 1 | 0 | 1.00 |
| | Orlando | ECHL | 2 | 1 | 1 | 0 | 123 | 8 | 0 | 3.91 |
| AHL TOTALS | | | 38 | 20 | 14 | 3 | 2,189 | 82 | 3 | 2.25 |
| ECHL TOTALS | | | 34 | 15 | 12 | 5 | 1,965 | 114 | 1 | 3.48 |
| NCAA TOTALS | | | 75 | 37 | 29 | 8 | 4,464 | 156 | 6 | 2.10 |
| NAHL TOTALS | | | 32 | 21 | 6 | 5 | 1,951 | 48 | 9 | 1.48 |

PLAYOFFS

| GP | W | L | MIN | GA | SO | GAA |
|----|----|----|-----|----|----|------|
| 5 | -- | -- | -- | -- | -- | 1.75 |
| -- | -- | -- | -- | -- | -- | -- |
| -- | -- | -- | -- | -- | -- | -- |
| -- | -- | -- | -- | -- | -- | -- |
| 10 | 5 | 3 | 564 | 25 | 0 | 2.66 |
| -- | -- | -- | -- | -- | -- | -- |
| 10 | 5 | 3 | 564 | 25 | 0 | 2.66 |
| -- | -- | -- | -- | -- | -- | -- |
| -- | -- | -- | -- | -- | -- | -- |
| 5 | -- | -- | -- | -- | -- | 1.75 |

JORDAN KYROU

32 CENTER

St. Louis Blues, 2016 NHL Draft, 35th Overall (2nd Rd.)

6-0 185 | May 5, 1998 | Toronto, Ontario | Shoots Right

STATISTICS AND HIGHLIGHTS

Last Game: N/A | Last Goal: N/A | Last Assist: N/A | Streak: N/A



2017-18

- Led the Sarina Sting with career-best 109 points (39G, 70A) and finished third in OHL scoring
- Became the first OHL player of the season to collect 100 points
- Earned the Jim Mahon award as the OHL's highest-scoring wing of the year

2016-17

- Led Sarnia with 94 points (30G, 64A) and finished sixth in OHL scoring

NOTABLES

- Appeared in 250 OHL games across four seasons (2014-18) for Sarnia
- Played in the OHL Playoff four seasons (205, 16, 17, 18) and accrued 20 points (6G, 14A) in 28 games
- Helped Canada win gold at 2018 World Juniors in Buffalo
- Also earned gold medals with Canada at World U17 Hockey Challenge (2015) and Ivan Hlinka Tournament (2016)
- Twice the OHL in CHL Super Series against Russia (2016, 2017)

MAX LAGACE


33 GOALTENDER

Undrafted; Signed with Vegas (NHL) on July 1

6-2 190 | January 12, 1993 | Longueuil, Quebec | Catches Left

STATISTICS AND HIGHLIGHTS

Last Game: April 14 vs. RFD | Last Win: April 14 vs. RFD | Last Shutout: N/A | Streak: N/A



2017-18

- Delivered a five-game winning streak from Oct. 22 to Dec. 21 that featured a 2.17 goals-against average and a .931 save percentage
- Made NHL debut on Oct. 30 vs. NYI and appeared in 14 games for Vegas over a six-week period
- Made Wolves debut Oct. 6 at Texas

2016-17

- In net for 32 AHL games with the Stars and compiled a 11-12-2 record
- Finished the season with a 3.56 goals-against average and .883 save percentage
- Logged a shutout against San Antonio on Nov. 25 with 28 saves

NOTABLES

- Skated four seasons in the QMJHL split between four teams (2010-14)

REGULAR SEASON

| SEASON | CLUB | LEAGUE | GP | G | A | PTS | PIM | GP | G | A | PTS | PIM |
|------------|---------|--------|-----|----|-----|-----|-----|----|---|----|-----|-----|
| 2014-15 | Sarnia | OHL | 63 | 13 | 23 | 36 | 8 | 5 | 1 | 5 | 6 | 0 |
| 2015-16 | Sarnia | OHL | 65 | 17 | 34 | 51 | 13 | 7 | 1 | 6 | 7 | 2 |
| 2016-17 | Chicago | AHL | 1 | 0 | 0 | 0 | 0 | - | - | - | - | - |
| 2017-18 | Sarnia | OHL | 66 | 30 | 64 | 94 | 5 | 4 | 1 | 2 | 3 | 0 |
| | Chicago | AHL | - | - | - | - | - | 12 | 3 | 1 | 4 | 10 |
| | Sarnia | OHL | 56 | 39 | 70 | 109 | 26 | | | | | |
| AHL TOTALS | | | 1 | 0 | 0 | 0 | 0 | | | | | |
| WHL TOTALS | | | 250 | 99 | 191 | 290 | 84 | 28 | 6 | 14 | 20 | 12 |

PLAYOFFS

REGULAR SEASON

| SEASON | CLUB | LEAGUE | GP | W | L | T/SOL | MIN | GA | SO | GAA | GP | W | L | MIN | GA | SO | GAA |
|--------------|----------------------|--------|-----|----|----|-------|-------|-----|----|------|----|---|---|-----|----|----|------|
| 2010-11 | Prince Edward Island | QMJHL | 18 | 8 | 4 | 0 | 870 | 52 | 1 | 3.59 | - | - | - | - | - | - | - |
| 2011-12 | Prince Edward Island | QMJHL | 56 | 12 | 34 | 5 | 2,912 | 219 | 1 | 4.51 | - | - | - | - | - | - | - |
| 2012-13 | Prince Edward Island | QMJHL | 33 | 13 | 12 | 1 | 1,571 | 106 | 1 | 4.05 | 1 | - | - | - | - | - | - |
| 2013-14 | Cape Breton | QMJHL | 8 | 3 | 3 | 1 | 464 | 25 | 0 | 3.23 | - | - | - | - | - | - | - |
| | Shawinigan | QMJHL | 3 | 1 | 2 | 0 | 180 | 12 | 1 | 4.00 | - | - | - | - | - | - | - |
| | Sherbrooke | QMJHL | 15 | 2 | 9 | 3 | 827 | 56 | 0 | 4.06 | - | - | - | - | - | - | - |
| 2014-15 | Texas | AHL | 1 | 0 | 0 | 0 | 17 | 87 | 0 | 3.55 | - | - | - | - | - | - | - |
| | Bakersfield | ECHL | 13 | 6 | 4 | 1 | 718 | 32 | 1 | 2.68 | - | - | - | - | - | - | - |
| | Missouri | ECHL | 15 | 5 | 6 | 3 | 779 | 39 | 1 | 3.01 | - | - | - | - | - | - | - |
| 2015-16 | Texas | AHL | 36 | 19 | 10 | 3 | 2,051 | 99 | 1 | 2.90 | 2 | 0 | 1 | 88 | 4 | 0 | 2.74 |
| | Idaho | ECHL | 11 | 3 | 5 | 2 | 582 | 30 | 0 | 3.09 | - | - | - | - | - | - | - |
| 2016-17 | Texas | AHL | 32 | 11 | 12 | 2 | 1,567 | 93 | 1 | 3.56 | - | - | - | - | - | - | - |
| 2017-18 | Vegas | NHL | 16 | 6 | 7 | 1 | 874 | 57 | 0 | 3.91 | | | | | | | |
| | Chicago | AHL | 23 | 14 | 5 | 2 | 1,350 | 64 | 0 | 2.84 | | | | | | | |
| NHL TOTALS | | | 16 | 6 | 7 | 1 | 874 | 57 | 0 | 3.91 | | | | | | | |
| AHL TOTALS | | | 92 | 44 | 27 | 8 | 4,985 | 257 | 2 | 3.09 | 2 | 0 | 1 | 88 | 4 | 0 | 2.74 |
| ECHL TOTALS | | | 39 | 14 | 15 | 6 | 2,079 | 101 | 2 | 2.92 | - | - | - | - | - | - | - |
| QMJHL TOTALS | | | 133 | 39 | 64 | 10 | 6,826 | 470 | 4 | 4.13 | 1 | 0 | 0 | 28 | 1 | 0 | 2.19 |


OSCAR 35 DANSK GOALTENDER

Columbus Blue Jackets, 2012 NHL Draft, 31st Overall (2nd Rd.)

6-2 | 198 | February 28, 1994 | Stockholm, Sweden | Catches Left

STATISTICS AND HIGHLIGHTS

Last Game: April 21 vs. RFD | Last Win: April 13 at RFD | Last Shutout: March 2 at SA | Streak: N/A



2017-18

- Named CCM/AHL Goaltender of the Month for March as he produced a 6-1-2 record with 1.75 GAA and .941 save percentage
- Compiled 7-0-0 record with 2.25 GAA and .926 save percentage during seven-game winning streak from Feb. 15 to March 9
- Recorded first AHL shutout on March 2 when Wolves earned 2-0 win at San Antonio
- Earned first win for Wolves on Feb. 15 vs. Cleveland, which marked his first appearance in any game since Oct. 30 for Vegas (NHL)
- Recorded first NHL shutout Oct. 27 vs. Colorado with 32-save performance

NOTABLES

- Three-time medalist with Sweden (World Jrs. 2013, 14; U18s 2012)
- Co-led OHL in shutouts (6) with now-Stanley Cup champion Matt Murray

2016-17

- During second season with Rogle BK, appeared in 24 games and collected two shutouts
- Compiled a 6-16-9 record with a 3.00 goals-against average and .903 save percentage

REGULAR SEASON

PLAYOFFS

| SEASON | CLUB | LEAGUE | GP | W | L | T/SOL | MIN | GA | SO | GAA | GP | W | L | MIN | GA | SO | GAA |
|--------------|-------------|--------|----|----|----|-------|-------|-----|----|------|----|---|---|-----|----|----|------|
| 2010-11 | Brynas | SEL | 8 | - | - | - | - | - | - | - | 5 | - | - | - | - | - | - |
| 2011-12 | Brynas | SEL | 11 | - | - | - | - | - | - | - | - | - | - | - | - | - | - |
| 2012-13 | Erie | OHL | 43 | 11 | 23 | 6 | 2,393 | 164 | 0 | 4.11 | - | - | - | - | - | - | - |
| 2013-14 | Erie | OHL | 42 | 29 | 9 | 1 | 2,405 | 96 | 6 | 2.39 | 3 | 0 | 1 | 124 | 14 | 0 | 6.79 |
| 2014-15 | Springfield | AHL | 21 | 7 | 7 | 5 | 1,144 | 68 | 0 | 3.57 | - | - | - | - | - | - | - |
| | Kalamazoo | ECHL | 11 | 1 | 8 | 0 | 530 | 33 | 0 | 3.73 | - | - | - | - | - | - | - |
| 2015-16 | Rogle | SweHL | 36 | 13 | 21 | 0 | 1,947 | 87 | 2 | 2.68 | - | - | - | - | - | - | - |
| 2016-17 | Rogle | SweHL | 24 | 6 | 16 | 0 | 1,341 | 67 | 2 | 3.00 | - | - | - | - | - | - | - |
| 2017-18 | Vegas | NHL | 4 | 3 | 0 | 0 | 169 | 5 | 1 | 1.78 | 1 | 0 | 1 | 59 | 2 | 0 | 2.03 |
| | Chicago | AHL | 20 | 13 | 3 | 4 | 1,179 | 48 | 1 | 2.44 | - | - | - | - | - | - | - |
| NHL TOTALS | | | 4 | 3 | 0 | 0 | 169 | 5 | 1 | 1.78 | 1 | 0 | 1 | 59 | 2 | 0 | 2.03 |
| AHL TOTALS | | | 41 | 20 | 10 | 9 | 2,323 | 116 | 1 | 3.00 | - | - | - | - | - | - | - |
| ECHL TOTALS | | | 11 | 1 | 8 | 0 | 530 | 33 | 0 | 3.73 | - | - | - | - | - | - | - |
| SweHL TOTALS | | | 60 | 19 | 37 | 0 | 3,288 | 154 | 4 | 2.81 | - | - | - | - | - | - | - |
| OHL TOTALS | | | 85 | 40 | 32 | 7 | 4,798 | 260 | 6 | 3.25 | 3 | 0 | 1 | 124 | 14 | 0 | 6.79 |
| SEL TOTALS | | | 19 | - | - | - | - | - | - | - | 5 | - | - | - | - | - | - |


CHRIS 36 CASTO DEFENSE

Undrafted; Signed with Vegas (NHL) on July 1, 2017

6-1 | 203 | December 27, 1991 | Stillwater, Minnesota | Shoots Right

STATISTICS AND HIGHLIGHTS

Last Game: April 15 vs. MB | Last Goal: Dec. 30 vs. RFD | Last Assist: March 20 at CLE | Streak: N/A



2017-18

- Produced first goal in Wolves uniform on Dec. 30 vs. Rockford
- Handed out two assists as part of Wolves' 6-3 home win over Iowa on Dec. 16
- Returned to lineup on Nov. 17 after missing seven games due to injury
- Made Wolves debut Oct. 6 at TEX and handed out an assist

NOTABLES

- Skated two seasons at the University of Minnesota Duluth (2011-13)

2016-17

- After five seasons with the Boston Bruins organization, signed as free agent with the Vegas Golden Knights on July 1
- Skated in 59 AHL games for the Providence Bruins and collected 12 points (G, 11A)
- Appeared in 16 Calder Cup Playoff contests and collected 5 points (G, 4A) with Providence

REGULAR SEASON

PLAYOFFS

| SEASON | CLUB | LEAGUE | GP | G | A | PTS | PIM | GP | G | A | PTS | PIM |
|-------------|---------------------------|--------|-----|----|----|-----|-----|----|---|---|-----|-----|
| 2010-11 | Lincoln | USHL | 58 | 6 | 19 | 25 | 40 | 2 | 0 | 0 | 0 | 0 |
| 2011-12 | Univ. of Minnesota-Duluth | NCAA | 41 | 2 | 11 | 13 | 14 | - | - | - | - | - |
| 2012-13 | Providence | AHL | 4 | 0 | 0 | 0 | 0 | - | - | - | - | - |
| | Univ. of Minnesota-Duluth | NCAA | 36 | 3 | 6 | 9 | 16 | - | - | - | - | - |
| 2013-14 | Providence | AHL | 52 | 3 | 8 | 11 | 23 | 12 | 0 | 2 | 2 | 13 |
| | South Carolina | ECHL | 1 | 0 | 0 | 0 | 0 | - | - | - | - | - |
| 2014-15 | Providence | AHL | 62 | 1 | 11 | 12 | 35 | 5 | 0 | 0 | 0 | 2 |
| 2015-16 | Providence | AHL | 68 | 7 | 16 | 23 | 47 | 3 | 0 | 1 | 1 | 5 |
| 2016-17 | Providence | AHL | 59 | 1 | 11 | 12 | 40 | 16 | 1 | 4 | 5 | 16 |
| 2017-18 | Chicago | AHL | 61 | 1 | 8 | 9 | 29 | - | - | - | - | - |
| AHL TOTALS | | | 306 | 13 | 54 | 67 | 174 | 36 | 1 | 7 | 8 | 36 |
| ECHL TOTALS | | | 1 | 0 | 0 | 0 | 0 | - | - | - | - | - |
| NCAA TOTALS | | | 77 | 5 | 17 | 22 | 30 | - | - | - | - | - |
| USHL TOTALS | | | 58 | 6 | 19 | 25 | 40 | 2 | 0 | 0 | 0 | 0 |

ZAC 37 LESLIE


DEFENSE

Los Angeles Kings, 2013 NHL Draft, 178th Overall (6th Rd.)

6-0 175 | January 31, 1994 | Ottawa, Ontario | Shoots Left

STATISTICS AND HIGHLIGHTS

Last Game: April 21 vs. RFD | Last Goal: April 13 at RFD | Last Assist: April 21 vs. RFD | Streak: N/A



2017-18

- Posted three-game point streak (G, 3A) on March 24-28 -- his longest since the end of the 2016-17 regular season
- Set professional career-highs for points and assists with his 3-assist effort during 7-3 home win over Iowa on March 18
- Scored with 1:47 left to give Wolves 4-3 win on March 9 at Milwaukee
- Scored first goal for Wolves on Feb. 18 and it stood up as the game-winner vs. Cleveland
- Made Wolves debut on Feb. 9 at Iowa
- Loaned to Chicago Wolves on Feb. 5
- Skated in 26 games for Ontario Reign and collected five points (G, 4A)

2016-17

- Second full season with Ontario; appeared in 65 games and registered 23 points (5G, 18A)

NOTABLES

- Played four seasons in the OHL with the Guelph Storm
- Appeared in 250 games and notched 155 points (39G, 116A)
- Skated in the OHL Playoffs for three of four seasons
- Helped Guelph earn OHL championship en route to Memorial Cup bid; lost to Edmonton Oil Kings in Cup championship game

TOMAS 38 HYKA


RIGHT WING

Los Angeles Kings, 2012 NHL Draft, 171st Overall (6th Rd.)

5-11 160 | March 23, 1993 | Mlada Boleslav, Czech Republic | Shoots Right

STATISTICS AND HIGHLIGHTS

Last Game: April 21 vs. RFD | Last Goal: March 22 at CLE | Last Assist: April 14 vs. RFD (3) | Streak: N/A



2017-18

- Called up by Vegas on Feb. 19 and made NHL debut that night against Anaheim -- earning third-star honors
- Handed out three assists during 4-3 win on Jan. 12 at Bakersfield
- Named to 2018 AHL All-Star Classic roster on Jan. 11
- Scored a pair of goals to pace Wolves to 6-2 home win over Rockford on Dec. 30
- Produced first professional four-point game (2G, 2A) on North American soil as part of Wolves' 6-3 win on Dec. 15 at Grand Rapids
- Posted a three-game goal streak from Oct. 7-21
- Scored first North American pro goal Oct. 7 at TEX

2016-17

- Racked up 38 points (17G, 21A) in 48 games for Mlada Boleslav

NOTABLES

- Spent previous seasons skating in his native country for Mlada Boleslav (2014-17)
- Skated two seasons with Gatineau in the QMJHL (2011-13)

REGULAR SEASON

| SEASON | CLUB | LEAGUE | GP | G | A | PTS | PIM | GP | G | A | PTS | PIM |
|-------------|------------|--------|-----|----|-----|-----|-----|----|---|----|-----|-----|
| 2011-12 | Guelph | OHL | 65 | 2 | 15 | 17 | 54 | 5 | 0 | 0 | 0 | 4 |
| 2012-13 | Guelph | OHL | 68 | 12 | 28 | 40 | 58 | 5 | 0 | 1 | 1 | 4 |
| 2013-14 | Guelph | OHL | 60 | 14 | 36 | 50 | 39 | 20 | 1 | 9 | 10 | 22 |
| 2014-15 | Guelph | OHL | 57 | 11 | 37 | 48 | 57 | - | - | - | - | - |
| 2015-16 | Ontario | AHL | 30 | 0 | 5 | 5 | 13 | 3 | 0 | 1 | 1 | 2 |
| | Manchester | ECHL | 5 | 1 | 0 | 1 | 2 | - | - | - | - | - |
| 2016-17 | Ontario | AHL | 65 | 5 | 18 | 23 | 29 | 5 | 0 | 0 | 0 | 6 |
| 2017-18 | Chicago | AHL | 27 | 5 | 12 | 17 | 12 | 1 | 0 | 1 | 2 | 0 |
| | Ontario | AHL | 26 | 1 | 4 | 5 | 10 | - | - | - | - | - |
| AHL TOTALS | | | 148 | 11 | 39 | 50 | 64 | 9 | 0 | 2 | 2 | 8 |
| ECHL TOTALS | | | 5 | 1 | 0 | 1 | 2 | - | - | - | - | - |
| OHL TOTALS | | | 250 | 39 | 116 | 155 | 208 | 30 | 1 | 10 | 11 | 30 |

PLAYOFFS

REGULAR SEASON

| SEASON | CLUB | LEAGUE | GP | G | A | PTS | PIM | GP | G | A | PTS | PIM |
|--------------|----------------|--------|-----|----|----|-----|-----|----|---|---|-----|-----|
| 2010-11 | Mlada Boleslav | Czech | 13 | 1 | 0 | 1 | 6 | - | - | - | - | - |
| 2011-12 | Gatineau | QMJHL | 50 | 20 | 44 | 64 | 30 | 4 | 1 | 1 | 2 | 0 |
| 2012-13 | Gatineau | QMJHL | 49 | 20 | 34 | 54 | 24 | 10 | 2 | 2 | 4 | 8 |
| 2013-14 | Farjestads | SweHL | 40 | 4 | 5 | 9 | 6 | - | - | - | - | - |
| | Vasteras | Swe-1 | 3 | 1 | 0 | 1 | 2 | - | - | - | - | - |
| 2014-15 | Mlada Boleslav | Czech | 22 | 7 | 3 | 10 | 10 | 9 | 2 | 1 | 3 | 6 |
| 2015-16 | Mlada Boleslav | Czech | 47 | 12 | 18 | 30 | 22 | 10 | 3 | 1 | 4 | 2 |
| 2016-17 | Mlada Boleslav | Czech | 48 | 17 | 21 | 38 | 8 | 5 | 4 | 1 | 5 | 6 |
| 2017-18 | Vegas | NHL | 10 | 1 | 2 | 3 | 0 | - | - | - | - | - |
| | Chicago | AHL | 50 | 15 | 33 | 48 | 8 | 1 | 0 | 0 | 0 | 2 |
| NHL TOTALS | | | 10 | 1 | 2 | 3 | 0 | - | - | - | - | - |
| AHL TOTALS | | | 50 | 15 | 33 | 48 | 8 | 1 | 0 | 0 | 0 | 2 |
| Czech TOTALS | | | 130 | 37 | 42 | 79 | 46 | 25 | 9 | 3 | 12 | 12 |
| SweHL TOTALS | | | 40 | 4 | 5 | 9 | 6 | - | - | - | - | - |
| Swe-1 TOTALS | | | 3 | 1 | 0 | 1 | 2 | - | - | - | - | - |
| QMJHL TOTALS | | | 99 | 40 | 78 | 118 | 54 | 14 | 3 | 3 | 6 | 8 |

REID 39 DUKE CENTER

Minnesota Wild, 2014 NHL Draft, 169th Overall (6th Rd.)

6-0 191 | January 28, 1996 | Calgary, Alberta | Shoots Right



STATISTICS AND HIGHLIGHTS

Last Game: April 21 vs. RFD | Last Goal: N/A | Last Assist: N/A | Streak: N/A

2017-18

- Appeared in first professional postseason game on April 21 vs. Rockford
- Made professional debut on March 3 as he centered the Wolves' fourth line in a 4-1 victory at Texas; recorded 2 penalty minutes
- Suffered shoulder injury in September 2017

2016-17

- Signed PTO with Wolves on April 7, 2017
- Signed NHL contract with Vegas Golden Knights on March 6, 2017
- Led Brandon Wheat Kings with 71 points (37G, 34A) through 59 WHL games

NOTABLES

- First Golden Knights player in franchise history; signed an ELC on March 6, 2017
- Skated parts of six seasons (2011-17) in the Western Hockey League with the Brandon Wheat Kings and Lethbridge Hurricanes
- Collected 253 points (115G, 138A) through 311 career WHL games
- Appeared in WHL Playoffs three consecutive seasons (2015, 16, 17) and amassed 28 points (11G, 17A) in 31 games.
- Member of the 2016 Wheat Kings that won the Ed Chynoweth Cup as WHL Playoff champion
- Selected in the fourth round, 169th overall, by the Minnesota Wild in the 2014 NHL Draft
- Member of Canada Pacific that earned silver at the 2013 World Under-17 Hockey Challenge

REGULAR SEASON

| SEASON | CLUB | LEAGUE | GP | G | A | PTS | PIM |
|------------|------------|--------|-----|-----|-----|-----|-----|
| 2011-12 | Lethbridge | WHL | 12 | 2 | 4 | 6 | 8 |
| 2012-13 | Lethbridge | WHL | 57 | 8 | 16 | 24 | 30 |
| 2013-14 | Lethbridge | WHL | 62 | 15 | 25 | 40 | 91 |
| 2014-15 | Lethbridge | WHL | 1 | 0 | 0 | 0 | 0 |
| | Brandon | WHL | 52 | 20 | 31 | 51 | 66 |
| 2015-16 | Brandon | WHL | 68 | 33 | 29 | 62 | 53 |
| 2016-17 | Brandon | WHL | 59 | 37 | 34 | 71 | 81 |
| 2017-18 | Chicago | AHL | 14 | 0 | 0 | 0 | 4 |
| AHL TOTALS | | | 14 | 0 | 0 | 0 | 4 |
| WHL TOTALS | | | 311 | 115 | 138 | 253 | 329 |

PLAYOFFS

| GP | G | A | PTS | PIM |
|----|----|----|-----|-----|
| - | - | - | - | - |
| - | - | - | - | - |
| - | - | - | - | - |
| - | - | - | - | - |
| 6 | 0 | 1 | 1 | 4 |
| 21 | 8 | 16 | 24 | 24 |
| 4 | 3 | 0 | 3 | 8 |
| 1 | 0 | 0 | 0 | 0 |
| 1 | 0 | 0 | 0 | 0 |
| 31 | 11 | 17 | 28 | 26 |

| | #17 | | | | | #18 | | | | | #20 | | | | | #21 | | | | | #22 | | | | | #23 | | | | | #24 | | | | | #25 | | | | | #26 | | | | | #27 | | | | | |
|------------------------------|---------------|----|-----|-----|-----|-----------|----|-----|-----|-----|--------------|----|-----|-----|-----|-------------|-----|-----|-----|-----|-----------|-----|-----|-----|-----|-------------|----|-----|-----|-----|----------|---|-----|-----|-----|---------------|-----|-----|-----|-----|-------------|-----|---|----|-----|-----------|----|----|----|----|---|
| | Thompson (RW) | | | | | Tynan (C) | | | | | Kolesar (RW) | | | | | Vaughan (F) | | | | | Megan (C) | | | | | Matteau (C) | | | | | Holm (D) | | | | | Lindberg (RW) | | | | | Gervais (F) | | | | | Pirri (C) | | | | | |
| | G | A | Pts | PIM | +/- | G | A | Pts | PIM | +/- | G | A | Pts | PIM | +/- | G | A | Pts | PIM | +/- | G | A | Pts | PIM | +/- | G | A | Pts | PIM | +/- | G | A | Pts | PIM | +/- | G | A | Pts | PIM | +/- | | | | | | | | | | | |
| 01/12/18 @ BAK W, 4-3 | 1 | 0 | 1 | 0 | 1 | 0 | 1 | 1 | 0 | 1 | DNP | | | | | 0 | 0 | 0 | 0 | -2 | 0 | 1 | 1 | 0 | 0 | 1 | 0 | 1 | 4 | 0 | UTI | | | | | 0 | 1 | 1 | 0 | 1 | 0 | 0 | 0 | 2 | -1 | DNP | | | | | |
| 01/13/18 @ ONT L, 2-4 | 0 | 0 | 0 | 2 | -2 | 0 | 0 | 0 | 0 | -2 | 0 | 0 | 0 | 0 | 0 | DNP | | | | | 0 | 0 | 0 | 0 | 0 | 0 | 0 | 0 | 0 | 0 | UTI | | | | | 0 | 0 | 0 | 0 | 0 | DNP | | | | | DNP | | | | | |
| 01/17/18 @ IAL, 2-5 | 0 | 1 | 1 | 0 | -2 | 0 | 1 | 1 | 0 | -2 | DNP | | | | | 0 | 0 | 0 | 0 | -1 | 0 | 0 | 0 | 0 | -2 | 0 | 1 | 1 | 0 | 0 | UTI | | | | | 0 | 1 | 1 | 2 | 1 | 0 | 0 | 0 | 0 | -1 | DNP | | | | | |
| 01/20/18 vs. BAK W, 6-1 | 0 | 1 | 1 | 0 | 1 | 0 | 4 | 4 | 0 | 4 | QC | | | | | 0 | 0 | 0 | 5 | -1 | 1 | 0 | 1 | 2 | 2 | 1 | 1 | 2 | 4 | 2 | UTI | | | | | 0 | 1 | 1 | 2 | 1 | DNP | | | | | 2 | 0 | 2 | 0 | 2 | |
| 01/21/18 vs. CLE W, 3-1 | 0 | 0 | 0 | 5 | 0 | 0 | 2 | 2 | 0 | 2 | QC | | | | | 0 | 0 | 0 | 0 | 0 | 1 | 0 | 1 | 0 | 1 | 0 | 0 | 0 | 2 | 0 | UTI | | | | | 0 | 0 | 0 | 0 | 0 | DNP | | | | | 0 | 1 | 1 | 0 | 2 | |
| 01/26/18 @ TUC OTL, 1-2 | 0 | 0 | 0 | 7 | -1 | 0 | 1 | 1 | 0 | 1 | QC | | | | | 0 | 0 | 0 | 0 | 0 | 0 | 0 | 0 | 0 | -1 | 0 | 0 | 0 | 0 | -2 | UTI | | | | | 0 | 0 | 0 | 0 | 0 | DNP | | | | | 1 | 0 | 1 | 2 | 1 | |
| 01/27/18 @ TUC W, 4-3 | 0 | 0 | 0 | 0 | 0 | 1 | 0 | 1 | 0 | 1 | 2 | -1 | QC | | | | | 0 | 0 | 0 | 2 | -2 | 0 | 2 | 2 | 2 | -1 | 1 | 0 | 1 | 0 | 1 | UTI | | | | | 1 | 1 | 2 | 0 | 1 | 1 | 0 | 1 | 0 | 1 | 0 | 0 | -1 | |
| 02/02/18 vs. MIL W, 4-1 | 1 | 0 | 1 | 0 | 0 | 0 | 1 | 1 | 0 | 0 | QC | | | | | 0 | 0 | 0 | 0 | -1 | 0 | 0 | 0 | 0 | 1 | 3 | 0 | 3 | 2 | 2 | UTI | | | | | 0 | 0 | 0 | 0 | -1 | 0 | 0 | 0 | 0 | 2 | DNP | | | | | |
| 02/03/18 vs. RFD W, 7-4 | 0 | 0 | 0 | 0 | -1 | 0 | 3 | 3 | 2 | 1 | QC | | | | | 0 | 0 | 0 | 0 | 0 | 0 | 0 | 0 | 0 | 1 | 0 | 1 | 1 | 0 | 1 | UTI | | | | | 0 | 1 | 1 | 0 | -1 | 1 | 0 | 1 | 0 | 2 | DNP | | | | | |
| 02/08/18 @ IAL, 1-4 | 0 | 0 | 0 | 12 | -1 | 0 | 0 | 0 | 0 | -1 | QC | | | | | 0 | 0 | 0 | 0 | 0 | 0 | 0 | 0 | 0 | -2 | 0 | 0 | 0 | 5 | 0 | UTI | | | | | 0 | 0 | 0 | 0 | -1 | 1 | 0 | 1 | 0 | 0 | DNP | | | | | |
| 02/15/18 vs. CLE W, 4-3 | 0 | 0 | 0 | 2 | 1 | 1 | 1 | 2 | 0 | 0 | QC | | | | | 0 | 0 | 0 | 0 | 0 | 0 | 1 | 1 | 0 | 1 | 0 | 0 | 0 | 0 | 0 | VAN | | | | | 0 | 0 | 0 | 0 | 0 | 0 | 0 | 0 | 0 | 0 | DNP | | | | | |
| 02/17/18 vs. SA L, 1-2 | 0 | 0 | 0 | 2 | 0 | 0 | 0 | 0 | 0 | -1 | QC | | | | | 0 | 0 | 0 | 0 | 0 | 0 | 1 | 1 | 2 | 1 | 0 | 0 | 0 | 0 | 0 | VAN | | | | | 0 | 0 | 0 | 0 | 0 | 0 | 0 | 2 | 1 | DNP | | | | | | |
| 02/18/18 vs. CLE W, 5-3 | 0 | 0 | 0 | 0 | 0 | 0 | 2 | 2 | 2 | -1 | QC | | | | | 0 | 1 | 1 | 0 | 1 | 1 | 1 | 2 | 0 | 3 | 0 | 0 | 0 | 0 | -1 | VAN | | | | | 0 | 0 | 0 | 0 | 1 | 0 | 0 | 0 | 0 | 0 | DNP | | | | | |
| 02/21/18 @ GR W, 5-2 | 0 | 0 | 0 | 0 | 1 | 0 | 2 | 2 | 2 | 2 | 2 | 0 | 2 | 5 | 2 | 0 | 0 | 0 | 0 | -1 | 0 | 0 | 0 | 0 | 0 | VGK | | | | | VAN | | | | | 0 | 0 | 0 | 0 | -1 | 0 | 0 | 0 | 0 | 0 | 2 | 1 | 3 | 0 | 0 | |
| 02/24/18 @ MB L, 0-2 | 0 | 0 | 0 | 0 | 0 | 0 | 0 | 0 | 2 | -1 | 0 | 0 | 0 | 0 | -1 | 0 | 0 | 0 | 0 | 0 | 0 | 0 | 0 | 0 | 0 | VGK | | | | | VAN | | | | | 0 | 0 | 0 | 4 | -1 | 0 | 0 | 0 | 0 | 0 | 0 | 0 | 0 | -1 | | |
| 02/25/18 @ MB W, 5-2 | 0 | 0 | 0 | 0 | -1 | 1 | 0 | 1 | 2 | 1 | 0 | 0 | 0 | 0 | 1 | 0 | 1 | 1 | 0 | 2 | 0 | 0 | 0 | 4 | 0 | DNP | | | | | VAN | | | | | 0 | 0 | 0 | 0 | 0 | 0 | 0 | 0 | -1 | 0 | 1 | 1 | 2 | -1 | | |
| 02/27/18 vs. TEX W (SO), 4-3 | 0 | 1 | 1 | 0 | 0 | 0 | 2 | 2 | 0 | 1 | 1 | 1 | 2 | 0 | 0 | 0 | 0 | 0 | 0 | 0 | 0 | 0 | 0 | 0 | 0 | 0 | 0 | 0 | 0 | 0 | 0 | 0 | 0 | -2 | DNP | | | | | 1 | 0 | 1 | 0 | 0 | 1 | 1 | 2 | 0 | 0 | | |
| 03/02/18 @ SA W, 3-0 | 0 | 0 | 0 | 0 | 1 | 1 | 0 | 1 | 0 | 1 | 0 | 0 | 0 | 0 | 0 | 0 | 0 | 0 | 0 | 0 | 0 | 2 | 2 | 2 | 0 | 0 | 0 | 0 | 1 | 0 | 1 | 1 | 0 | 0 | 0 | 0 | 0 | 0 | 0 | 0 | 0 | 0 | 0 | 0 | 1 | 1 | 0 | 0 | | | |
| 03/03/18 @ TEX W, 4-1 | 0 | 0 | 0 | 0 | 0 | 0 | 1 | 1 | 0 | 2 | 0 | 1 | 1 | 0 | 2 | 0 | 1 | 1 | 0 | 0 | 0 | 0 | 0 | 1 | 1 | 0 | 1 | 0 | 1 | 0 | 1 | 0 | 1 | 1 | 0 | -1 | DNP | | | | | DNP | | | | | 2 | 0 | 2 | 0 | 1 |
| 03/06/18 @ SA W, 5-2 | 0 | 0 | 0 | 0 | -1 | 0 | 2 | 2 | 0 | 1 | 0 | 1 | 1 | 2 | 0 | 0 | 1 | 1 | 0 | 1 | 0 | 0 | 0 | 5 | -1 | 0 | 1 | 1 | 0 | 1 | 0 | 0 | 0 | 0 | 0 | 1 | 0 | 1 | 4 | 0 | 0 | 0 | 0 | 0 | 0 | 0 | 1 | 1 | 0 | 1 | |
| 03/09/18 @ MIL W, 4-3 | 2 | 0 | 2 | 2 | 1 | 0 | 0 | 0 | 0 | 0 | 0 | 0 | 0 | 0 | 1 | 0 | 1 | 1 | 0 | 0 | 1 | 0 | 1 | 0 | 1 | 0 | 0 | 0 | 0 | 0 | 0 | 0 | 0 | -1 | 0 | 1 | 1 | 0 | 0 | DNP | | | | | 0 | 0 | 0 | 0 | -1 | | |
| 03/10/18 vs. MB L, 1-2 | 0 | 0 | 0 | 0 | -1 | 0 | 1 | 1 | 0 | 0 | 0 | 0 | 0 | 0 | 0 | DNP | | | | | 0 | 0 | 0 | 0 | -1 | DNP | | | | | 0 | 0 | 0 | 2 | 0 | 0 | 0 | 0 | 0 | 0 | DNP | | | | | 1 | 0 | 1 | 0 | 0 | |
| 03/11/18 vs. RFD OTL, 1-2 | 0 | 0 | 0 | 0 | 0 | 0 | 0 | 0 | 2 | 0 | 0 | 0 | 0 | 0 | 0 | DNP | | | | | 0 | 0 | 0 | 0 | 0 | DNP | | | | | 0 | 0 | 0 | 0 | -1 | 0 | 0 | 0 | 2 | 0 | 0 | 0 | 0 | 0 | 0 | 0 | 2 | 0 | | | |
| 03/17/18 vs. RFD L, 2-3 | 1 | 0 | 1 | 2 | 1 | 0 | 1 | 1 | 0 | -1 | 0 | 1 | 1 | 0 | 2 | 0 | 0 | 0 | 0 | 2 | 0 | 0 | 0 | 0 | 0 | 0 | 0 | 9 | 0 | 0 | 0 | 0 | 0 | 0 | 0 | 1 | 1 | 0 | 1 | DNP | | | | | 1 | 0 | 1 | 2 | -1 | | |
| 03/18/18 vs. IAW, 7-3 | 0 | 0 | 0 | 0 | -1 | 0 | 1 | 1 | 2 | 1 | 1 | 1 | 2 | 0 | 2 | 0 | 0 | 0 | 0 | -1 | 0 | 0 | 0 | 0 | -1 | 1 | 1 | 2 | 0 | 2 | 0 | 2 | 2 | 2 | -1 | 1 | 0 | 1 | 0 | 1 | DNP | | | | | 0 | 1 | 1 | 0 | -1 | |
| 03/20/18 @ CLE W (OT), 3-2 | 0 | 0 | 0 | 2 | 0 | 1 | 0 | 1 | 2 | 1 | 0 | 0 | 0 | 0 | 0 | 0 | 0 | 0 | 0 | 1 | 1 | 0 | 1 | 0 | 1 | 1 | 0 | 1 | 0 | 0 | 0 | 0 | 2 | 1 | 0 | 0 | 0 | 0 | 0 | DNP | | | | | 0 | 0 | 0 | 0 | -1 | | |
| 03/22/18 @ CLE W, 5-1 | 2 | 0 | 2 | 2 | 1 | 0 | 0 | 0 | 2 | 0 | 0 | 0 | 0 | 5 | 0 | 0 | 0 | 0 | 5 | 0 | 0 | 2 | 2 | 2 | 1 | 0 | 0 | 0 | 0 | 1 | DNP | | | | | 0 | 0 | 0 | 0 | 0 | DNP | | | | | 1 | 0 | 1 | 0 | 0 | |
| 03/24/17 @ RFD L, 3-5 | 0 | 0 | 0 | 2 | 0 | 0 | 1 | 1 | 0 | 1 | 0 | 0 | 0 | 9 | -1 | 0 | 0 | 0 | 0 | 0 | 0 | 0 | 0 | -1 | 0 | 0 | 0 | 0 | -1 | 0 | 0 | 0 | 0 | -1 | 0 | 0 | 0 | 0 | 0 | 0 | DNP | | | | | 1 | 0 | 1 | 0 | 0 | |
| 03/25/18 vs. GR W (SO), 3-2 | 0 | 0 | 0 | 4 | 1 | DNP | | | | | 0 | 0 | 0 | 0 | 0 | 0 | 0 | 0 | 0 | 0 | 0 | 0 | 0 | 0 | -1 | 0 | 0 | 0 | 2 | 0 | 0 | 0 | 0 | 0 | -1 | 0 | 0 | 0 | 0 | -1 | DNP | | | | | 0 | 0 | 0 | 2 | 0 | |
| 03/28/18 vs. IAW, 3-1 | 1 | 0 | 1 | 0 | 1 | DNP | | | | | 0 | 0 | 0 | 4 | 0 | 0 | 1 | 1 | 0 | 1 | DNP | | | | | 0 | 1 | 1 | 2 | 1 | 0 | 0 | 0 | 0 | 1 | 0 | 0 | 0 | 0 | 0 | DNP | | | | | 1 | 0 | 1 | 2 | -1 | |
| 03/31/18 vs. TEX SOL, 1-2 | 0 | 0 | 0 | 0 | -1 | DNP | | | | | 0 | 0 | 0 | 0 | 0 | 0 | 0 | 0 | 0 | 0 | -1 | DNP | | | | | 0 | 0 | 0 | 0 | -1 | 0 | 1 | 1 | 0 | 1 | 0 | 0 | 0 | 0 | 0 | DNP | | | | | 1 | 0 | 1 | 0 | 1 |
| 04/03/18 vs. MIL SOL, 3-4 | 1 | 0 | 1 | 0 | 1 | DNP | | | | | 0 | 0 | 0 | 0 | -2 | 0 | 1 | 1 | 0 | 1 | DNP | | | | | 0 | 0 | 0 | 0 | -2 | 0 | 1 | 1 | 2 | 1 | DNP | | | | | 0 | 0 | 0 | 0 | 0 | VGK (NHL) | | | | | |
| 04/06/18 @ IAL, 3-7 | 0 | 0 | 0 | 0 | -1 | 0 | 0 | 0 | 0 | -2 | 0 | 0 | 0 | 4 | -3 | 0 | 0 | 0 | 0 | -1 | DNP | | | | | 1 | 0 | 1 | 2 | 0 | 0 | 0 | 0 | 2 | 1 | DNP | | | | | 0 | 0 | 0 | 0 | -1 | DNP | | | | | |
| 04/07/18 vs. MIL W, 5-1 | 0 | 1 | 1 | 0 | 2 | 0 | 0 | 0 | 0 | -1 | 0 | 1 | 1 | 0 | 1 | 1 | 0 | 1 | 0 | 1 | 1 | 0 | 1 | 0 | 2 | 0 | 1 | 1 | 0 | 2 | 0 | 1 | 1 | 2 | 1 | DNP | | | | | 0 | 0 | 0 | 0 | 1 | 0 | 0 | 0 | 0 | -1 | |
| 04/10/18 @ MIL W (SO), 4-3 | 1 | 0 | 1 | 2 | 0 | 0 | 2 | 2 | 0 | 2 | 0 | 0 | 0 | 0 | 0 | 0 | 0 | 0 | 0 | 0 | DNP | | | | | 0 | 1 | 1 | 2 | 0 | 0 | 0 | 0 | 0 | 1 | DNP | | | | | 0 | 0 | 0 | 0 | 0 | 0 | 1 | 1 | 0 | 2 | |
| 04/13/18 @ RFD W, 6-4 | 0 | 0 | 0 | 0 | 0 | 2 | 0 | 2 | 0 | 2 | 1 | 0 | 1 | 0 | -1 | 0 | 0 | 0 | 2 | 0 | DNP | | | | | 0 | 1 | 1 | 2 | 1 | 0 | 1 | 1 | 2 | -1 | DNP | | | | | 0 | 0 | 0 | 0 | -1 | 0 | 0 | 0 | 2 | 0 | |
| 04/14/18 vs. RFD W, 5-4 | 1 | 0 | 1 | 6 | -1 | DNP | | | | | 0 | 1 | 1 | 2 | 1 | 0 | 0 | 0 | 0 | 0 | DNP | | | | | DNP | | | | | 1 | 0 | 1 | 2 | 2 | DNP | | | | | 0 | 0 | 0 | 2 | 0 | DNP | | | | | |
| 04/15/18 vs. MB L, 1-3 | 1 | 0 | 1 | 0 | -1 | DNP | | | | | 0 | 0 | 0 | 0 | 0 | 0 | DNP | | | | | DNP | | | | | 0 | 0 | 0 | -2 | 0 | 1 | 1 | 0 | 0 | 0 | 0 | 0 | 0 | 0 | DNP | | | | | | | | | | |
| 2nd Half Totals | 12 | 4 | 16 | 52 | -2 | 7 | 29 | 36 | 20 | 11 | 5 | 7 | 12 | 31 | 4 | 1 | 7 | 8 | 16 | -3 | 6 | 10 | 16 | 19 | 7 | 10 | 9 | 19 | 36 | 9 | 1 | 8 | 9 | 16 | -2 | 3 | 8 | 11 | 14 | 1 | 4 | 0 | 4 | 6 | 2 | 14 | 8 | 22 | 14 | 1 | |
| Season Totals | 24 | 14 | 38 | 108 | 1 | 15 | 45 | 60 | 30 | 19 | 5 | 8 | 13 | 46 | 2 | 2 | 10 | 12 | 33 | 1 | 11 | 22 | 33 | 52 | 7 | 15 | 12 | 27 | 57 | 6 | 1 | 8 | 9 | 16 | -2 | 10 | 13 | 23 | 30 | 8 | 5 | 0 | 5 | 14 | 1 | 29 | 23 | 52 | 28 | 8 | |



2017-18

Chicago Wolves Pronunciation Guide

| <i>NO.</i> | <i>NAME</i> | <i>PRONUNCIATION</i> |
|-------------------|----------------------|-----------------------------|
| 2 | Nicolas Hague | NIH-koh-luhs HAYG |
| 3 | Teemu Pulkkinen | TEE-moo PUHL-kih-nuhn |
| 4 | Petteri Lindbohm | PEH-tuh-ree LIHND-boom |
| 5 | Dmitry Osipov | dih-MEE-tree aw-SEE-pawv |
| 6 | Griffin Reinhart | GRIHF-uhn RIGHN-hart |
| 7 | Nick Suzuki | NIHK suh-ZOO-kee |
| 8 | Tyler Wong | TIGH-luhr WAWNG |
| 9 | Cody Glass | KOH-dee GLAS |
| 10 | Jason Garrison | JAY-suhn GAIR-ih-suhn |
| 12 | Ryan Wagner | RIGH-uhn WAG-nuhr |
| 13 | Kevin Lough | KEH-vihn LAW |
| 14 | Beau Bennett | BOH BEH-neht |
| 15 | Mackenzie MacEachern | muh-KEHN-zee MAK-EHK-uhrn |
| 17 | Paul Thompson | PAWL TAWM-suhn |
| 18 | T.J. Tynan | TEE-JAY TIGH-nuhn |
| 20 | Keegan Kolesar | KEE-guhn KOHL-uh-sahr |
| 21 | Scooter Vaughan | SKOO-tuhr VAWN |
| 22 | Wade Megan | WAYD MEE-guhn |
| 23 | Stefan Matteau | steh-FAN mah-TOH |
| 24 | Philip Holm | FIHL-ihp HOHLM |
| 25 | Tobias Lindberg | toh-BEE-uhs LIHND-buhrg |
| 26 | Bryce Gervais | BRIGHS zhur-VAY |
| 27 | Brandon Pirri | BRAN-duhn PIHR-ee |
| 28 | Jake Bischoff | JAYK BIHSH-awf |
| 29 | Brett Sterling | BREHT STUHRL-ihng |
| 30 | Etienne Marcoux | EH-CHEHN MAHR-coo |
| 31 | Kasimir Kaskisuo | KAS-ih-mihr kas-KIH-soo-oh |
| 32 | Jordan Kyrou | JOHR-duhn KIGH-ROO |
| 33 | Max Lagace | max luh-ga-SEE |
| 35 | Oscar Dansk | AWS-kuhr DANSK |
| 36 | Chris Casto | KRIHS KAS-toh |
| 37 | Zac Leslie | za-KAH LEHS-lee |
| 38 | Tomas Hyka | TAW-muhs HEE-kuh |
| 39 | Reid Duke | REED DOOK |

| <i>TITLE</i> | <i>NAME</i> | <i>PRONUNCIATION</i> |
|---------------------|--------------------|-----------------------------|
| Head | Rocky Thompson | RAW-kee TAWM-suhn |
| Asst. | Chris Dennis | KRIHS DEH-nihs |
| Asst. | Bobby Nardella | BAW-bee NAWR-dehl-UH |



2017-18

Chicago Wolves Roster

FORWARDS [20]

| NO. | NAME | POS. | S | HT | WT | DOB | BIRTHPLACE | 2016-17 TEAM | GP | G | A | PTS | PIM |
|-----|----------------------|------|---|------|-----|----------|------------------------|--------------------------------|----|----|----|-----|-----|
| 3 | Teemu Pulkkinen | LW | R | 5-10 | 185 | 01/02/92 | Vantaa, Finland | Arizona (NHL) | 4 | 1 | 0 | 1 | 4 |
| | | | | | | | | Minnesota (NHL) | 9 | 1 | 0 | 1 | 2 |
| | | | | | | | | Iowa (AHL) | 47 | 18 | 18 | 36 | 36 |
| 7 | Nick Suzuki* | C | R | 5-11 | 183 | 08/10/99 | London, Ont. | Owen Sound (OHL) | 65 | 45 | 51 | 96 | 10 |
| 8 | Tyler Wong* | RW | R | 5-9 | 174 | 02/28/96 | Cochrane, Alta. | Lethbridge (WHL) | 69 | 51 | 58 | 109 | 53 |
| 9 | Cody Glass* | C | R | 6-2 | 177 | 04/01/99 | Winnipeg, Alta. | Portland (WHL) | 69 | 32 | 62 | 94 | 36 |
| 12 | Ryan Wagner* | F | L | 5-8 | 185 | 04/15/96 | Park Ridge, Ill. | University of Wisconsin (NCAA) | 36 | 9 | 19 | 28 | 16 |
| 14 | Beau Bennett | RW | R | 6-2 | 195 | 11/27/91 | Gardena, Calif. | New Jersey (NHL) | 65 | 8 | 11 | 19 | 20 |
| 15 | Mackenzie MacEachern | LW | L | 6-3 | 205 | 03/09/94 | Troy, Mich. | Chicago (AHL) | 55 | 5 | 6 | 11 | 8 |
| 17 | Paul Thompson | RW | R | 6-1 | 204 | 11/30/88 | Methuen, Mass. | Florida (NHL) | 21 | 0 | 3 | 3 | 22 |
| | | | | | | | | Springfield (AHL) | 51 | 19 | 23 | 42 | 57 |
| 18 | T.J. Tynan | C | R | 5-8 | 165 | 02/25/92 | Orland Park, Ill. | Columbus (NHL) | 3 | 0 | 0 | 0 | 0 |
| | | | | | | | | Cleveland (AHL) | 72 | 12 | 29 | 41 | 34 |
| 20 | Keegan Kolesar* | RW | R | 6-2 | 219 | 04/08/97 | Winnipeg, Man. | Seattle (WHL) | 54 | 26 | 34 | 60 | 101 |
| 21 | Scooter Vaughan | F | R | 6-1 | 202 | 04/08/89 | Placentia, Calif. | Chicago (AHL) | 60 | 6 | 6 | 12 | 31 |
| 22 | Wade Megan | C | L | 6-1 | 191 | 07/22/90 | Canton, N.Y. | St. Louis (NHL) | 3 | 1 | 0 | 1 | 0 |
| | | | | | | | | Chicago (AHL) | 73 | 33 | 33 | 66 | 57 |
| 23 | Stefan Matteau | C | L | 6-2 | 220 | 02/23/94 | Chicago, Ill. | St. John's (AHL) | 67 | 12 | 13 | 25 | 122 |
| 25 | Tobias Lindberg | RW | L | 6-3 | 215 | 07/22/95 | Stockholm, Sweden | Toronto (AHL) | 44 | 6 | 10 | 16 | 34 |
| 26 | Bryce Gervais | F | L | 5-9 | 175 | 02/26/92 | Battleford, Sask. | Chicago (AHL) | 60 | 13 | 8 | 21 | 37 |
| 27 | Brandon Pirri | C | L | 6-0 | 183 | 04/10/91 | Toronto, Ont. | N.Y. Rangers (NHL) | 60 | 8 | 10 | 18 | 25 |
| 29 | Brett Sterling | LW | L | 5-7 | 177 | 04/24/84 | Los Angeles, Calif. | Chicago (AHL) | 61 | 11 | 18 | 29 | 40 |
| 32 | Jordan Kyrrou* | C | R | 6-0 | 185 | 05/05/98 | Toronto, Ont. | Sarnia (OHL) | 66 | 30 | 64 | 94 | 36 |
| 38 | Tomas Hyka | RW | R | 5-11 | 160 | 03/23/93 | Mlada Boleslav, Czech. | Mlada Boleslav (CZE) | 48 | 17 | 21 | 38 | 18 |
| 39 | Reid Duke* | C | R | 6-0 | 191 | 01/28/96 | Calgary, Alta. | Brandon (WHL) | 59 | 37 | 34 | 71 | 81 |

DEFENSEMEN [10]

| NO. | NAME | POS | S | HT | WT | DOB | BIRTHPLACE | 2016-17 TEAM | GP | G | A | PTS | PIM |
|-----|------------------|-----|---|------|-----|----------|-----------------------|---------------------------|----|----|----|-----|-----|
| 2 | Nicolas Hague* | D | L | 6-6 | 215 | 12/05/98 | Kitchener, Ont. | Missassuaga (OHL) | 65 | 18 | 28 | 46 | 107 |
| 4 | Petteri Lindbohm | D | L | 6-3 | 210 | 09/23/93 | Helsinki, Finland | St. Louis (NHL) | 7 | 0 | 0 | 0 | 4 |
| | | | | | | | | Chicago (AHL) | 52 | 8 | 8 | 16 | 54 |
| 5 | Dmitry Osipov* | D | R | 6-4 | 234 | 10/04/96 | Moscow, Russia | Brandon (WHL) | 31 | 1 | 2 | 3 | 43 |
| | | | | | | | | Vancouver (WHL) | 42 | 1 | 10 | 11 | 39 |
| 6 | Griffin Reinhart | D | L | 6-4 | 212 | 01/24/94 | North Vancouver, B.C. | Bakersfield (AHL) | 54 | 7 | 14 | 21 | 42 |
| 10 | Jason Garrison | D | L | 6-1 | 218 | 11/13/84 | White Rock, B.C. | Tampa Bay (NHL) | 70 | 1 | 8 | 9 | 14 |
| 13 | Kevin Lough* | D | L | 5-11 | 185 | 03/04/92 | Kanata, Ont. | Binghamton (AHL) | 1 | 0 | 0 | 0 | 0 |
| | | | | | | | | Adirondack (ECHL) | 51 | 4 | 14 | 18 | 26 |
| 24 | Philip Holm | D | L | 6-1 | 190 | 12/08/91 | Stockholm, Sweden | Vaxjo HC (SweHL) | 52 | 4 | 17 | 21 | 30 |
| 28 | Jake Bischoff* | D | L | 6-1 | 195 | 07/25/94 | Grand Rapids, Minn. | Bridgeport (AHL) | 6 | 2 | 1 | 3 | 2 |
| | | | | | | | | Univ. of Minnesota (NCAA) | 38 | 5 | 27 | 32 | 16 |
| 36 | Chris Casto | D | R | 6-1 | 203 | 12/27/91 | Stillwater, Minn. | Providence (AHL) | 59 | 1 | 11 | 12 | 40 |
| 37 | Zac Leslie | D | L | 6-0 | 175 | 01/31/94 | Ottawa, Ont. | Ontario (AHL) | 65 | 5 | 18 | 23 | 29 |

GOALTENDERS [4]

| NO. | NAME | POS | G | HT | WT | DOB | BIRTHPLACE | 2016-17 TEAM | GP | MIN | GAA | REC | SO |
|-----|-------------------|-----|---|-----|-----|----------|-------------------|------------------------------|----|-------|------|---------|----|
| 30 | Etienne Marcoux* | G | L | 6-1 | 175 | 09/29/93 | La Plaine, Que. | Univ. of New Brunswick (AUS) | 17 | 1,016 | 1.59 | 15-2-0 | 0 |
| 31 | Kasimir Kaskisuo* | G | L | 6-3 | 194 | 10/02/93 | Vantaa, Finland | Toronto (AHL) | 7 | 391 | 1.84 | 5-1-0 | 1 |
| | | | | | | | | Orlando (ECHL) | 32 | 1,842 | 3.45 | 14-11-2 | 1 |
| 33 | Max Lagace | G | L | 6-2 | 190 | 01/12/93 | Longueuil, Que. | Texas (AHL) | 32 | 1,567 | 3.56 | 11-12-2 | 1 |
| 35 | Oscar Dansk* | G | L | 6-2 | 192 | 02/28/94 | Stockholm, Sweden | Rogle (SWE) | 24 | 1,341 | 3.00 | 6-16-0 | 2 |